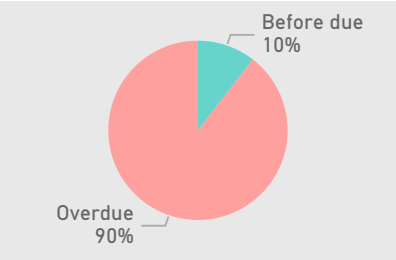
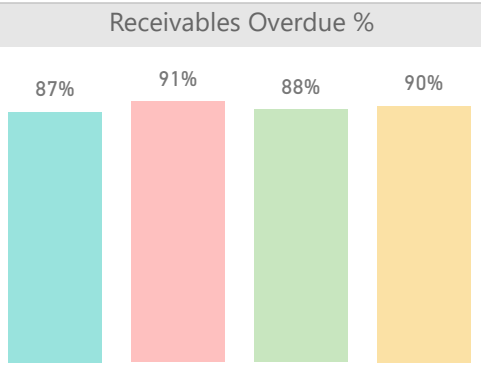
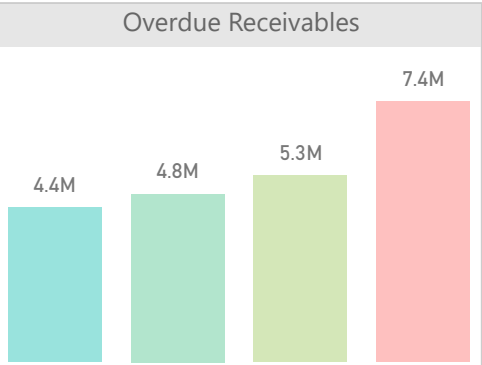
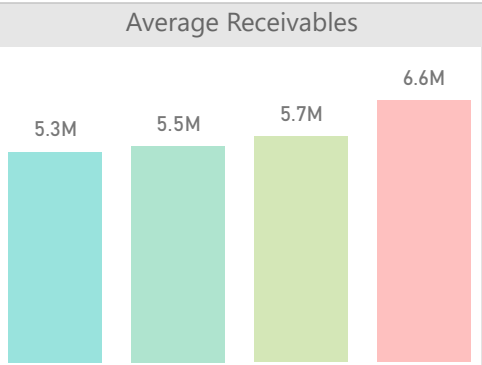
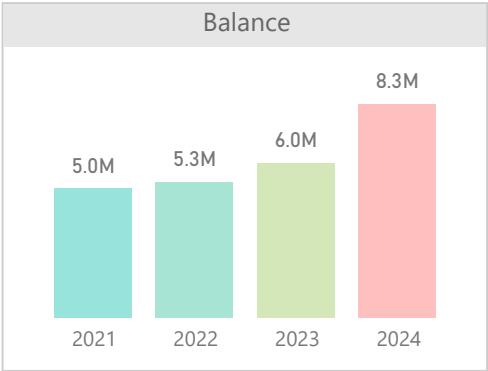
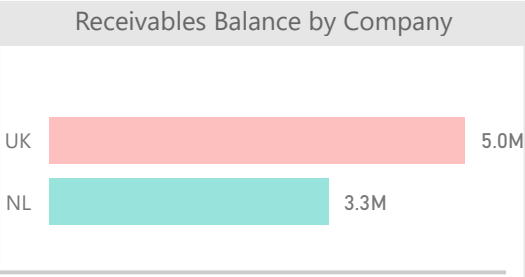


Receivables by Year

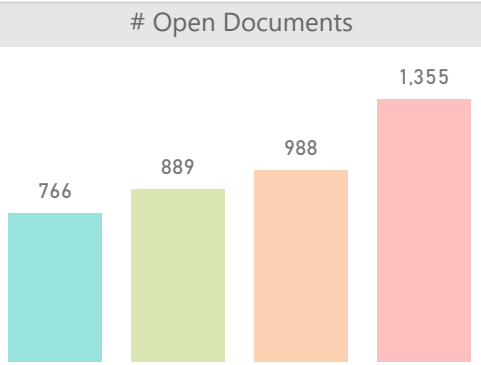
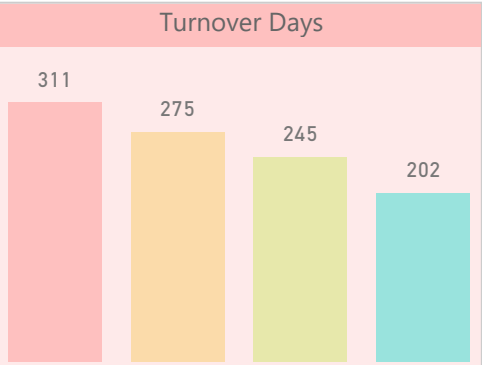
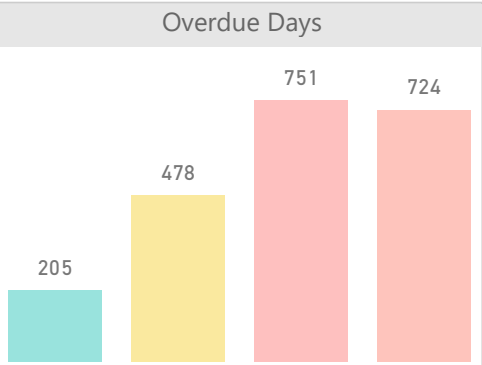
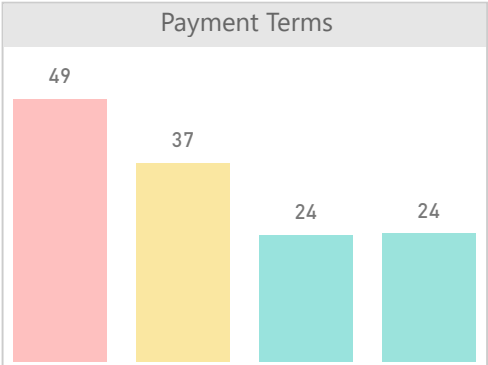
- 2021202220232024
- 123456
- 789101112



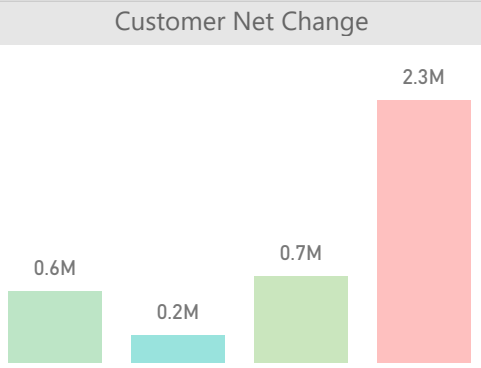
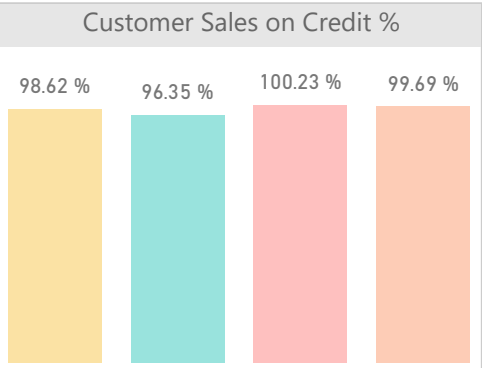
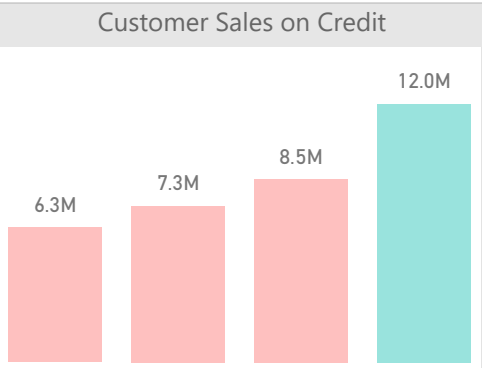
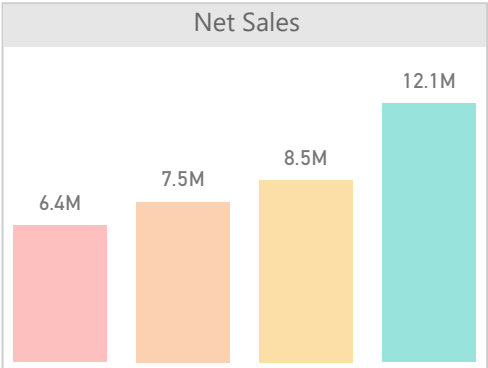
Balance	Before Due	Sales on Credit %
8.3M	868.7K	99 %
Overdue %	Overdue	Sales on Credit
90%	7.4M	34.1M



Customer Posting Group	Receivables Balance	Receivables Overdue %
FOREIGN	3,583,314	80%
BUITENL	2,700,402	100%
DOMESTIC	1,317,063	88%
BINNENL	630,323	100%
EU	52,854	100%
Total	8,283,955	90%



Country	Receivables Balance	Receivables Overdue %
Netherlands	987,066	97%
United Kingdom	866,253	82%
Great Britain	616,025	100%
Germany	609,008	80%
Canada	498,925	88%
Switzerland	457,062	92%
Denmark	421,624	81%
Austria	416,981	96%
Total	8,283,955	90%

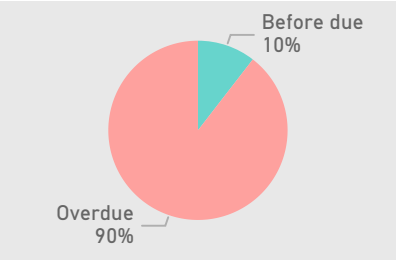


Salesperson Name	Receivables Balance	Receivables Overdue %
John Roberts	2,364,120	99%
Linda Martin	1,796,194	82%
Peter Saddow	1,156,002	100%
Mary A. Dempsey	660,781	83%
Richard Lum	632,289	92%
Shafin Phirose	596,929	74%
Annette Hill	362,512	100%
Tjasa Gruden	345,369	50%
Total	8,283,955	90%

Receivables Overview

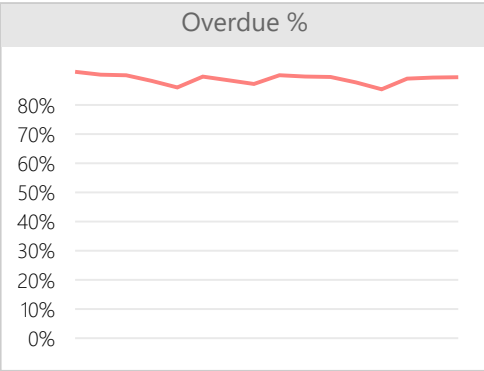
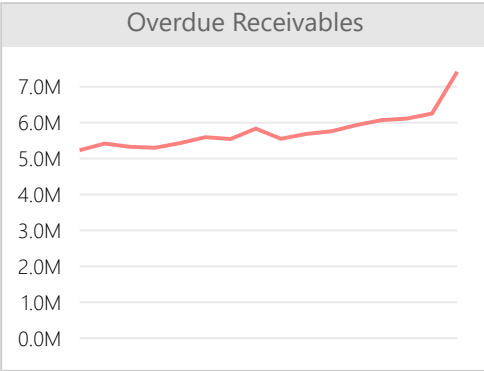
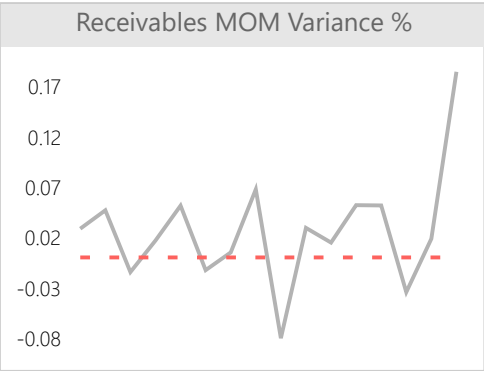
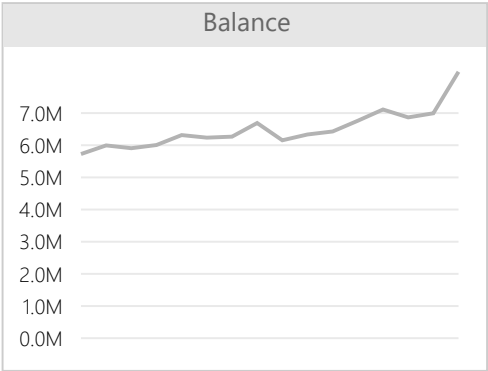
Last 24 Months

27/09/2023 - 26/09/2025

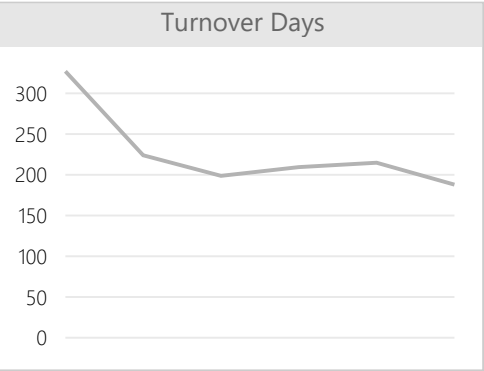
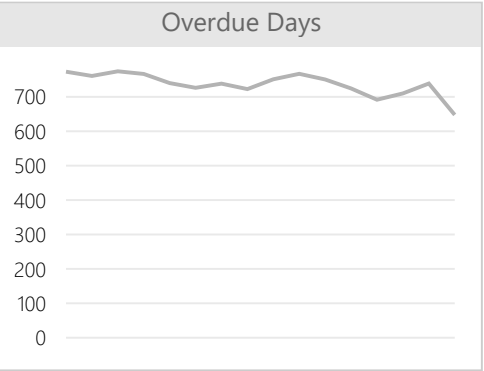
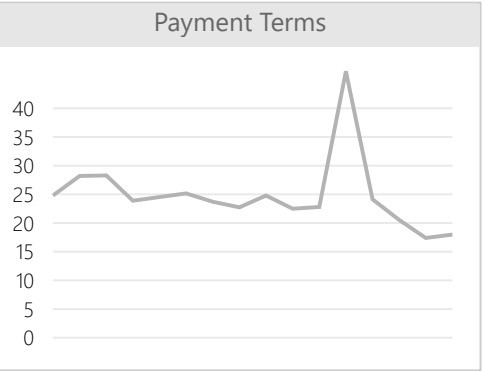
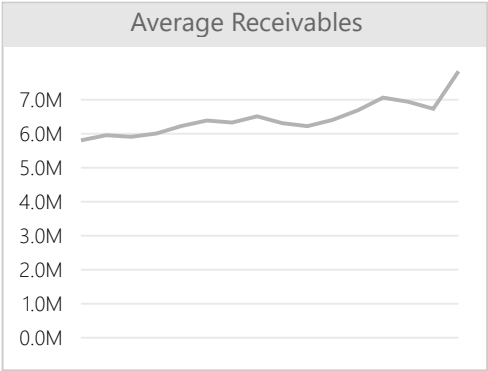


Balance	Before Due	Sales on Credit %
8.3M	868.7K	101 %
Overdue %	Overdue	Sales on Credit
90%	7.4M	14.6M

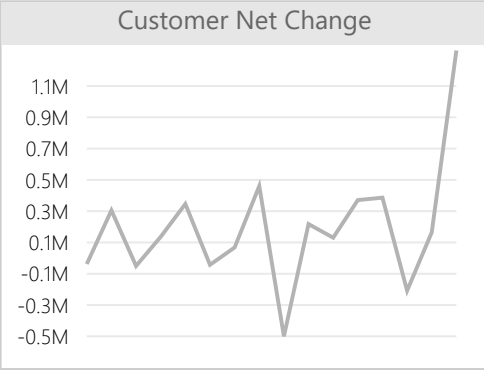
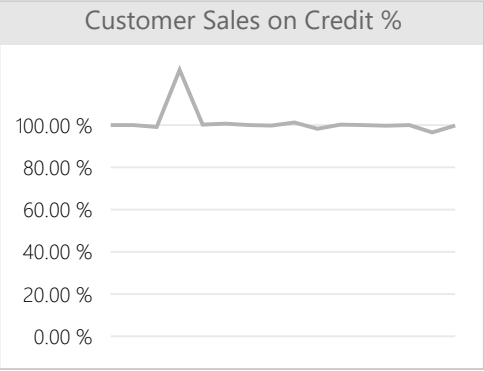
Receivables Balance by Company		
UK		5.0M
NL		3.3M



Customer Posting Group	Receivables Balance	Receivables Overdue %
FOREIGN	3,583,314	80%
BUITENL	2,700,402	100%
DOMESTIC	1,317,063	88%
BINNENL	630,323	100%
EU	52,854	100%
Total	8,283,955	90%



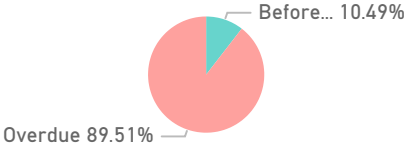
Country	Receivables Balance	Receivables Overdue %
Netherlands	987,066	97%
United Kingdom	866,253	82%
Great Britain	616,025	100%
Germany	609,008	80%
Canada	498,925	88%
Switzerland	457,062	92%
Denmark	421,624	81%
Austria	416,981	96%
Total	8,283,955	90%



Salesperson Name	Receivables Balance	Receivables Overdue %
John Roberts	2,364,120	99%
Linda Martin	1,796,194	82%
Peter Saddow	1,156,002	100%
Mary A. Dempsey	660,781	83%
Richard Lum	632,289	92%
Shafin Phirose	596,929	74%
Annette Hill	362,512	100%
Tjasa Gruden	345,369	50%
Total	8,283,955	90%

Customer Table

2021202220232024



Balance	Net Change	Turnover Days	Overdue	Overdue %	Net Sales
8.3M	3.9M	267	7.4M	89.5%	34.5M

Customer Name	Receivables Balance	Receivables Overdue	Receivables Overdue %	Payment Terms	Overdue Days	Turnover Days	Customer Net Change	Net Sales	Profit %	Sales on Credit %	Days Since Last Sale	# Invoices	# Credit Memos	# Open Doc
John Haddock Insurance Co.	366,992	359,007	97.82%	36	872	533	24,237	827,690	69.98%	127.63 %		165	2	14
Hotel Pferdesee	355,351	268,490	75.56%	34	735	401	149,289	1,097,618	51.33%	97.07 %	3	165	3	33
Candoxy Canada Inc.	329,485	324,807	98.58%	30	745	318	168,413	969,915	51.01%	98.64 %	6	155	2	21
New Concepts Furniture	303,736	297,359	97.90%	9	891	6,957	28,299	56,415	44.94%	100.00 %	8	7		11
Designstudio Gmunden	284,098	281,684	99.15%	41	761	391	108,959	1,126,500	65.92%	100.00 %	3	160	6	25
The Cannon Group PLC	274,848	267,614	97.37%	98	901	491	-17,128	552,344	39.56%	96.08 %		63	4	21
Klubben	257,725	230,679	89.51%	18	740	256	134,655	1,075,551	53.72%	100.00 %	5	143	1	32
Sonnmat Design	234,408	205,924	87.85%	23	693	243	121,091	976,477	49.80%	100.00 %	5	121	4	26
Karoo Supermarkets	205,540	188,054	91.49%	18	868	358	101,969	484,097	39.37%	97.13 %	5	102	6	43
Möbel Scherrer AG	186,478	182,058	97.63%	30	740	287	54,973	872,155	56.03%	100.00 %	10	106		17
Helguera industrial	183,641	170,801	93.01%	28	720	305	94,889	602,484	46.74%	100.00 %	4	97	1	44
Centromerkur d.o.o.	177,005	162,870	92.01%	20	637	298	112,364	583,906	55.22%	100.00 %	7	97	2	34
Candoxy Nederland BV	172,427	171,027	99.19%	20	353	789	172,427	172,427	57.41%	98.87 %	10	10	5	14
Selangorian Ltd.	170,033	153,720	90.41%	35	787	123	-41,544	1,150,974	37.18%	97.73 %		134	12	19
Candoxy Kontor A/S	161,699	108,242	66.94%	29	726	247	80,202	654,050	52.03%	100.00 %	6	92	4	24
Gagn & Gaman	158,160	136,539	86.33%	17	512	129	98,064	1,437,562	54.48%	99.90 %	7	181	4	36
Highlights Electronics Sdn Bhd	156,132	143,599	91.97%	28	498	153	108,264	1,104,686	52.64%	96.43 %	10	138	4	20
Lovaina Contractors	146,916	136,785	93.10%	21	699	303	88,238	551,487	55.52%	100.00 %	6	100		31
Akzo Nobel Group	146,504	146,504	100.00%		964						1,468			23
BYT-KOMPLET s.r.o.	140,694	131,673	93.59%	20	812	1,198	110,592	147,314	39.34%	100.00 %	15	20		20
Somadis	134,853	124,410	92.26%	56	691	133	58,385	1,192,906	35.22%	98.59 %	3	138	6	24
Total	8,283,955	7,415,274	89.51%	32	721	267	3,882,685	34,452,634	52.85%	98.89 %		4,569	189	1,355

Gen Bus Posting Group Code	Receivables Balance	Net Sales
EU	2,384,764	17,946,611
NON EU	1,911,239	9,835,790
BUITEN EU	1,802,152	39,392
NATIONAL	701,038	6,576,300
BINNENLAND	630,323	8,615
Total	8,283,955	34,452,634

Country	Receivables Balance	Net Sales
Netherlands	987,066	930,622
United Kingd...	866,253	6,575,300
Great Britain	616,025	29,755
Germany	609,008	2,256,652
Canada	498,925	1,675,369
Switzerland	457,062	1,873,149
Denmark	421,624	1,470,284
Austria	416,981	2,374,940
South Africa	392,051	623,962
USA	379,653	1,775,622
Spain	368,374	2,198,707
Norway	343,062	1,124,640
Total	8,283,955	34,452,634

Customer Posting Group	Receivables Balance	Receivables Overdue	Receivables Overdue %	Payment Terms	Overdue Days	Turnover Days	Customer Net Change	Net Sales	Profit %	Sales on Credit %	Days Since Last Sale	# Invoices	# Credit Memos
FOREIGN	3,583,314	2,871,086	80.12%	32	314	105	3,361,072	27,755,254	52.15%	99.84 %		3,645	142
BUITENL	2,700,402	2,700,402	100.00%		962			39,392	-8.67%		1,451	3	
DOMESTIC	1,317,063	1,160,609	88.12%	32	716	200	468,759	6,606,054	56.21%	94.97 %		905	46
BINNENL	630,323	630,323	100.00%		957			8,615	21.69%		1,451	1	
Total	8,283,955	7,415,274	89.51%	32	721	267	3,882,685	34,452,634	52.85%	98.89 %		4,569	189

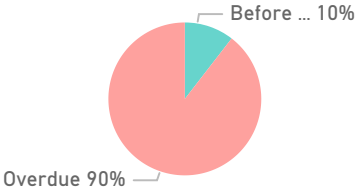
Year	Receivables	Net Sales
2021	5,019,873	6,381,314
2022	5,257,525	7,488,102
2023	6,006,690	8,507,021
2024	8,283,955	12,076,198
Total	8,283,955	34,452,634

Company	Receivables Balance	Receivables Overdue	Receivables Overdue %	Payment Terms	Overdue Days	Turnover Days	Customer Net Change	Net Sales	Profit %	Sales on Credit %	# Invoices	# Credit Memos
UK	4,953,231	4,084,549	82.46%	32	446	124	3,882,685	34,404,627	52.93%	98.89 %	4,565	189
NL	3,330,725	3,330,725	100.00%		961			48,007	-3.22%		4	
Total	8,283,955	7,415,274	89.51%	32	721	267	3,882,685	34,452,634	52.85%	98.89 %	4,569	189

Salesperson	Receivables	Net Sales
John Roberts	2,364,120	11,776,548
Linda Martin	1,796,194	1,037,141
Peter Saddow	1,156,002	38,370
Mary A. Demp...	660,781	6,237,400
Richard Lum	632,289	6,494,202
Total	8,283,955	34,452,634

Customer by Date

2021202220232024



Balance	Net Change	Turnover Days	Overdue	Overdue %	Net Sales
8.3M	3.0M	223	7.4M	89.5%	20.6M

Year	Receivables Balance	Receivables Overdue	Overdue %	# Open Doc	Pay Terms	Turnover Days	Net Change	Net Sales	% of Net Sales (all)	Profit %	Sales on Credit %	# Invoices	# CM	Deals	Deal Amount	GMR OI	Net Sales Item	Net Sales Resource	Gen Bus Posting Group Code	Receivables Balance	Net Sales
2023	6,006,690	5,300,590	88%	1,864	24	245	749,165	8,507,021	12.68 %	44%	100 %	1,063	47	1,034	8,227	0.40	7,512,680	662,534	EU	2,384,764	11,425,582
2023 - Jan	5,272,748	4,853,786	92%	890	24	277	15,223	591,110	0.88 %	50%	100 %	80	5	76	7,778	0.31	504,558	58,068	NON EU	1,911,239	6,247,442
2023 - Feb	5,423,225	4,892,866	90%	902	17	189	150,477	804,196	1.20 %	33%	100 %	83	5	80	10,052	0.30	715,185	53,302	BUITEN EU	1,802,152	
2023 - Mar	5,464,513	4,878,488	89%	903	25	251	41,288	728,236	1.09 %	35%	93 %	85	4	82	8,881	0.27	643,312	54,745	Total	8,283,955	20,583,218
2023 - Apr	5,596,342	4,864,722	87%	914	28	199	131,829	844,103	1.26 %	28%	100 %	87	4	85	9,931	0.28	770,774	47,339	Salesperson	Receivables Balance	Net Sales
2023 - May	5,462,445	4,915,714	90%	984	26	317	-133,897	540,316	0.81 %	46%	100 %	82	4	79	6,839	0.27	455,515	55,718	John Roberts	2,364,120	5,546,565
2023 - Jun	5,582,257	5,016,638	90%	1,019	22	233	119,812	734,615	1.10 %	43%	98 %	95	3	94	7,815	0.38	637,936	58,251	Linda Martin	1,796,194	895,479
2023 - Jul	5,569,592	5,145,064	92%	1,027	21	279	-12,665	658,152	0.98 %	44%	95 %	94	4	91	7,232	0.36	572,705	54,148	Peter Saddow	1,156,002	
2023 - Aug	5,567,347	5,169,379	93%	1,012	20	287	-2,245	675,489	1.01 %	51%	90 %	85	3	84	8,042	0.48	606,155	48,843	Mary A. Demp...	660,781	4,242,765
2023 - Sep	5,726,350	5,232,288	91%	1,002	23	252	159,003	684,866	1.02 %	51%	98 %	82	4	79	8,669	0.49	598,996	55,520	Richard Lum	632,289	4,518,375
2023 - Oct	5,994,647	5,418,017	90%	1,020	28	218	268,297	845,989	1.26 %	56%	100 %	81	3	80	10,575	0.74	761,142	53,959	Shafin Phirose	596,929	745,030
2023 - Nov	5,907,410	5,327,065	90%	1,039	28	295	-87,236	607,215	0.91 %	49%	99 %	91	3	89	6,823	0.45	526,271	53,749	Annette Hill	362,512	
2023 - Dec	6,006,690	5,300,590	88%	1,086	24	186	99,280	792,734	1.18 %	48%	126 %	118	5	115	6,893	0.58	720,130	68,894	Tjasa Gruden	345,369	874,965
2024	8,283,955	7,415,274	90%	3,011	24	202	2,277,265	12,076,198	18.00 %	61%	100 %	1,996	52	1,962	6,155	1.34	10,985,176	710,141	Bart Duncan	332,508	3,723,456
2024 - Jan	6,315,814	5,431,639	86%	1,088	25	158	309,124	1,215,538	1.81 %	56%	100 %	99	4	96	12,662	1.23	1,134,163	56,830	Peter Kevins	20,883	10,000
2024 - Feb	6,235,981	5,594,880	90%	1,075	25	224	-79,833	821,457	1.22 %	55%	101 %	90	4	88	9,335	0.88	743,394	52,448	Total	8,283,955	20,583,218
2024 - Mar	6,266,964	5,544,380	88%	1,085	24	232	30,983	845,812	1.26 %	51%	100 %	96	4	93	9,095	0.76	744,251	63,655	Customer Name	Receivables Balance	Net Sales
2024 - Apr	6,690,840	5,834,161	87%	1,172	23	152	423,876	1,290,026	1.92 %	64%	100 %	171	4	169	7,633	1.76	1,142,759	92,611	John Haddock I...	366,992	189,695
2024 - May	6,153,810	5,550,340	90%	1,159	25	284	-537,029	680,464	1.01 %	69%	101 %	98	4	95	7,163	1.01	596,267	55,962	Hotel Pferdesee	355,351	880,107
2024 - Jun	6,334,504	5,684,748	90%	1,111	22	239	180,694	796,320	1.19 %	66%	98 %	85	3	84	9,480	1.25	708,949	55,220	New Concepts F...	345,869	110,552
2024 - Jul	6,427,969	5,759,088	90%	1,117	23	217	93,465	914,594	1.36 %	66%	100 %	96	5	92	9,941	1.46	819,014	60,131	Candoxy Canad...	329,485	867,192
2024 - Aug	6,761,911	5,931,482	88%	1,517	46	208	333,942	996,634	1.49 %	75%	100 %	494	3	493	2,022	1.95	934,515	45,060	Designstudio G...	284,098	529,549
2024 - Sep	7,111,303	6,070,979	85%	1,532	24	220	349,392	965,729	1.44 %	75%	100 %	96	3	95	10,166	1.77	879,041	56,601	The Cannon Gr...	274,848	92,820
2024 - Oct	6,865,981	6,112,383	89%	1,556	21	279	-245,322	772,240	1.15 %	68%	100 %	100	3	98	7,880	1.10	673,243	64,535	Klubben	257,725	608,082
2024 - Nov	6,993,556	6,251,786	89%	1,468	17	218	127,575	960,955	1.43 %	60%	97 %	139	3	138	6,963	1.32	870,805	56,197	Sonnmat Design	234,408	800,869
2024 - Dec	8,283,955	7,415,274	90%	1,566	18	134	1,290,399	1,816,429	2.71 %	46%	100 %	436	12	425	4,274	1.81	1,738,774	50,891	Karoo Supermar...	205,540	276,288
Total	8,283,955	7,415,274	90%	3,890	24	223	3,026,430	20,583,218	30.68 %	54%	100 %	3,059	99	2,996	6,870	1.57	18,497,856	1,372,675	Möbel Scherrer ...	186,478	705,199

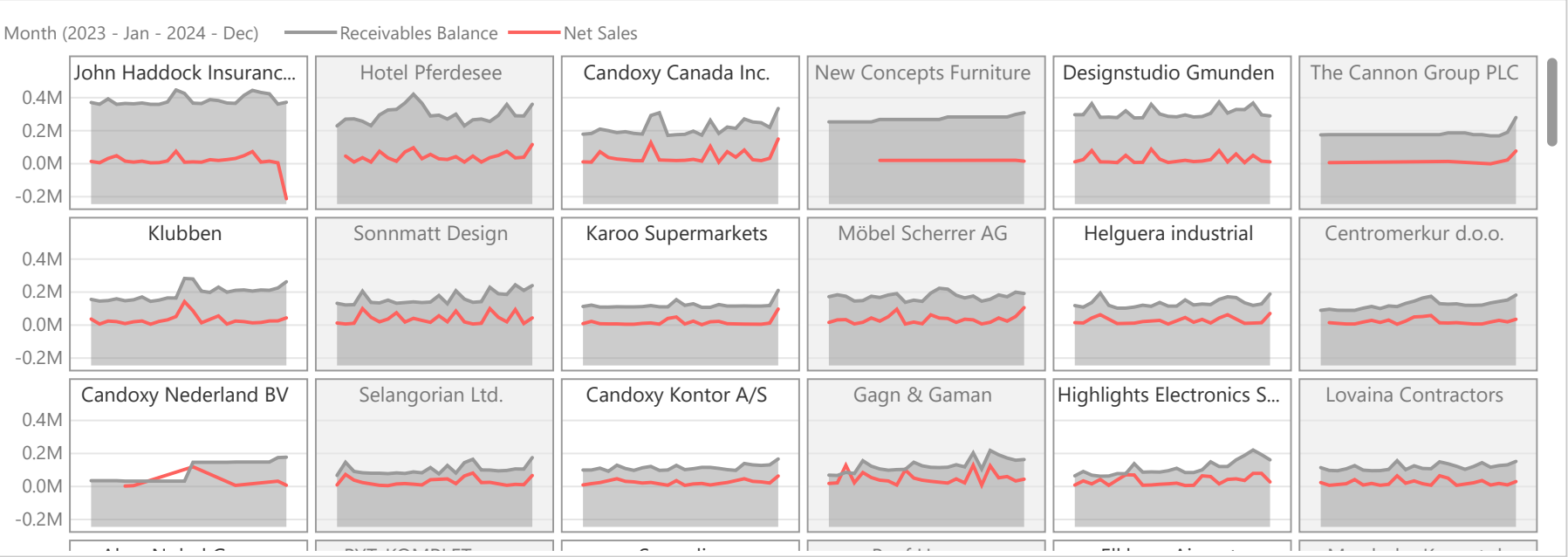
Comp	Receivables Balance	Receivables Overdue	Overdue %	# Open Doc	Pay Terms	Turnover Days	Net Change	Net Sales	% of Net Sales (all)	Profit %	Sales on Credit %	# Invoices	# CM	Deals	Deal Amount	GMR OI	Net Sales Item	Net Sales Resource
NL	3,330,725	3,330,725	100%	574														
UK	4,953,231	4,084,549	82%	3,316	24	104	3,026,430	20,583,218	59.67 %	54%	100 %	3,059	99	2,996	6,870	2.14	18,497,856	1,372,675
Total	8,283,955	7,415,274	90%	3,890	24	223	3,026,430	20,583,218	30.68 %	54%	100 %	3,059	99	2,996	6,870	1.57	18,497,856	1,372,675

Customer Name	Receivables Balance	Net Sales
John Haddock I...	366,992	189,695
Hotel Pferdesee	355,351	880,107
New Concepts F...	345,869	110,552
Candoxy Canad...	329,485	867,192
Designstudio G...	284,098	529,549
The Cannon Gr...	274,848	92,820
Klubben	257,725	608,082
Sonnmat Design	234,408	800,869
Karoo Supermar...	205,540	276,288
Möbel Scherrer ...	186,478	705,199
Helguera indust...	183,641	428,380
Centromerkur d...	177,005	368,683
Candoxy Nederl...	172,427	142,468
Selangorian Ltd.	170,033	499,172
Candoxy Kontor...	161,699	417,490
Total	8,283,955	20,583,218

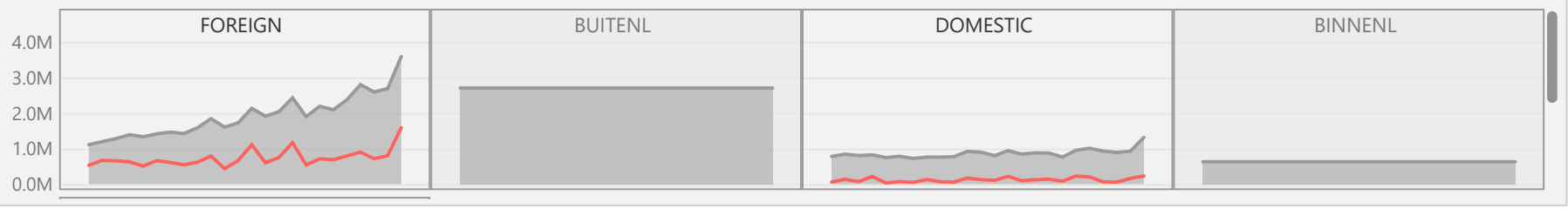
Customer Chart

2021 2022 2023 2024

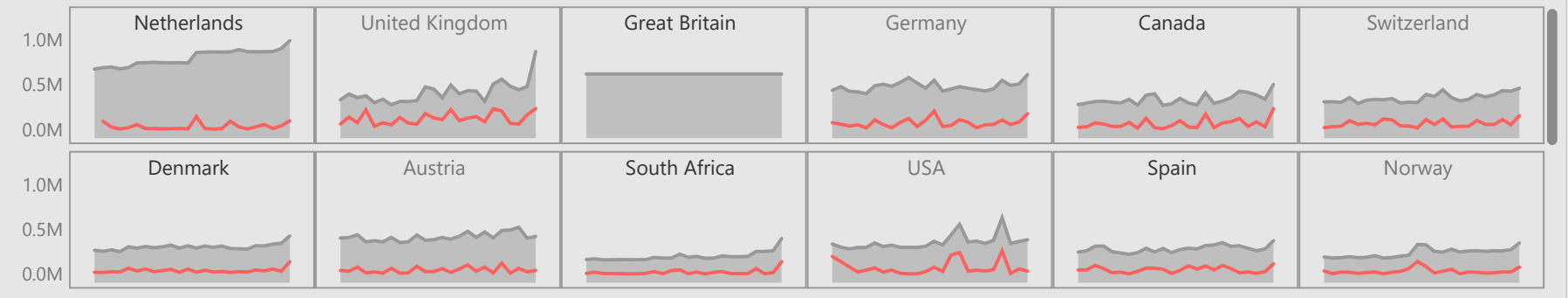
Customer Name	Receivables Balance	Overdue %	Net Sales
John Haddock Insuranc...	366,992	98%	189,695
Hotel Pferdesee	355,351	76%	880,107
Candoxy Canada Inc.	329,485	99%	867,192
New Concepts Furniture	303,736	98%	55,712
Designstudio Gmunden	284,098	99%	529,549
The Cannon Group PLC	274,848	97%	92,820
Klubben	257,725	90%	608,082
Sonn matt Design	234,408	88%	800,869
Karoo Supermarkets	205,540	91%	276,288
Möbel Scherrer AG	186,478	98%	705,199
Helguera industrial	183,641	93%	428,380
Centromerkur d.o.o.	177,005	92%	368,683
Candoxy Nederland BV	172,427	99%	142,468
Selangorian Ltd.	170,033	90%	499,172
Candoxy Kontor A/S	161,699	67%	417,490
Gagn & Gaman	158,160	86%	1,053,013
Highlights Electronics S...	156,132	92%	695,553
Lovaina Contractors	146,916	93%	413,651
Total	8,283,955	90%	20,583,218



Customer Posting Group	Receivables Balance	Overdue %	Net Sales
FOREIGN	3,583,314	80.12%	17,673,024
BUITENL	2,700,402	100.00%	
DOMESTIC	1,317,063	88.12%	2,910,194
BINNENL	630,323	100.00%	
Total	8,283,955	89.51%	20,583,218



Country	Receivables Balance	Overdue %	Net Sales
Netherlands	987,066	97%	688,322
United Kingdom	866,253	82%	2,909,194
Great Britain	616,025	100%	
Germany	609,008	80%	1,715,329
Canada	498,925	88%	1,483,372
Switzerland	457,062	92%	1,530,584
Denmark	421,624	81%	852,472
Austria	416,981	96%	968,189
Total	8,283,955	90%	20,583,218



Receivables Aging

2021202220232024

Balance

8.3M

Before Due

868.7K

Overdue %

90%

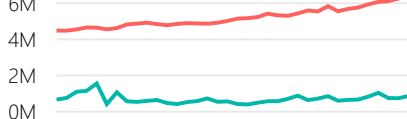
Overdue

7.4M

Balance



Balance Due - Overdue



Overdue %



Due Overdue	2022 - Q1	2022 - Q2	2022 - Q3	2022 - Q4	2023 - Q1	2023 - Q2	2023 - Q3	2023 - Q4	2024 - Q1	2024 - Q2	2024 - Q3	2024 - Q4
Before due	1,099,851	416,183	539,588	476,588	586,024	565,619	494,062	706,100	722,584	649,756	1,040,324	868,682
Before due over 90 days										703		
Before due 61 - 90 days	477,430	2,716	85,287	9,137	15,002		5,609	20,191	3,392		978	1,059
Before due 31 - 60 days	8,803	39,746	28,546	41,234	18,663	28,767		43,477	89,003	16,183	209,440	675
Before due under 30 days	613,618	373,720	425,755	426,217	552,359	536,852	488,452	642,433	630,189	632,871	829,905	866,947
Overdue	4,547,591	4,552,379	4,872,289	4,780,937	4,878,488	5,016,638	5,232,288	5,300,590	5,544,380	5,684,748	6,070,979	7,415,274
Overdue under 30 days	137,298	97,553	212,565	101,266	122,611	244,602	146,102	191,625	189,810	263,728	384,011	1,413,577
Overdue 31 - 60 days	38,618	-7,701	135,739	29,097	50,657	21,756	66,334	27,817	147,982	1,438	131,605	193,027
Overdue 61 - 90 days	7,517	45,584	39,595	21,942	8,274	13,565	133,550	66,979	27,927	9,101	70,153	45,041
Overdue 91 - 120 days	14,131	6,650	29,798	-2,891	4,203	-17,851	107,887	28,821	69,697	48,177	42,460	81,937
Overdue 121 - 150 days	6,081	37,529	20,796	131,938	24,737	49,673	20,019	59,194	27,817	155,481	21,706	15,667
Overdue 151 - 180 days	18,433	29,986	16,950	39,372	21,942	6,346	14,778	58,030	66,979	27,927	10,425	31,725
Overdue 181 - 365 days	67,640	50,588	91,332	95,014	231,721	220,715	91,971	182,286	288,930	311,841	398,079	303,438
Overdue 1 - 2 years	3,787,536	3,793,038	3,763,934	2,655,337	152,028	178,826	321,580	319,186	315,390	384,068	364,926	551,381
Overdue 2 years	470,338	499,153	561,580	1,709,863	4,262,316	4,299,006	4,330,067	4,366,652	4,409,849	4,482,986	4,647,614	4,779,481
Total	5,647,442	4,968,562	5,411,877	5,257,525	5,464,513	5,582,257	5,726,350	6,006,690	6,266,964	6,334,504	7,111,303	8,283,955

Customer Name	Receivables Balance	Overdue %
John Haddock Ins...	366,992	98%
Hotel Pferdesee	355,351	76%
Candoxy Canada ...	329,485	99%
New Concepts Fu...	303,736	98%
Designstudio Gm...	284,098	99%
The Cannon Grou...	274,848	97%
Klubben	257,725	90%
Sonnmat Design	234,408	88%
Karoo Supermark...	205,540	91%
Möbel Scherrer AG	186,478	98%
Helguera industrial	183,641	93%
Centromerkur d.o...	177,005	92%
Candoxy Nederla...	172,427	99%
Selangorian Ltd.	170,033	90%
Candoxy Kontor ...	161,699	67%
Gagn & Gaman	158,160	86%
Highlights Electro	156,132	92%
Total	8,283,955	90%

Country	Receivables Balance	Overdue %	# Open Doc
Netherlands	987,066	97%	153
United Kingd...	866,253	82%	158
Great Britain	616,025	100%	22
Germany	609,008	80%	91
Canada	498,925	88%	58
Switzerland	457,062	92%	52
Denmark	421,624	81%	77
Austria	416,981	96%	52
South Africa	392,051	86%	85
USA	379,653	99%	45
Spain	368,374	85%	69
Norway	343,062	85%	54
Belgium	340,754	96%	66
Slovenia	297,995	93%	68
Czech Republic	273,464	82%	59
Total	8,283,955	90%	1,355

Salesperson	Receivables Balance	Overdue %
John Roberts	2,364,120	99%
Linda Martin	1,796,194	82%
Peter Sadow	1,156,002	100%
Mary A. Dempsey	660,781	83%
Richard Lum	632,289	92%
Shafin Phirose	596,929	74%
Annette Hill	362,512	100%
Tjasa Gruden	345,369	50%
Bart Duncan	332,508	92%
Peter Kozina	20,882	53%
N/A	16,370	100%
Total	8,283,955	90%

Payment Terms	Receivables Balance	Overdue %
1M(8D)	3,526,116	89%
14 DAYS	2,526,563	88%
CM	2,202,477	92%
N/A	27,798	100%
300	1,000	100%
Total	8,283,955	90%

Due Overdue	Receivables Balance	# Open Doc
Overdue	7,415,274	1,160
Before due	868,682	195
Total	8,283,955	1,355

Gen Bus Posting Group	Receivables Balance	Overdue %
EU	2,384,764	78%
NON EU	1,911,239	90%
BUITEN EU	1,802,152	100%
NATIONAL	701,038	78%
Total	8,283,955	90%

Details Table

Document Type	Document No	Due Date	Overdue Days	Receivables Balance	External Document No	Posting Description
Invoice	00-17	31-01-2021	962	222,241	N/A	Opening Entries, Customers
Invoice	SI070395	01-12-2020	979	81,000	N/A	Order 109002
Invoice	SI070395	04-08-2022	566	81,000	N/A	Order 109002
Invoice	00-13	31-01-2021	962	80,399	N/A	Opening Entries, Customers
Invoice	00-10	31-01-2021	962	76,168	N/A	Opening Entries, Customers
Total			841	8,283,955		

Open Receivables

Last

▼

1

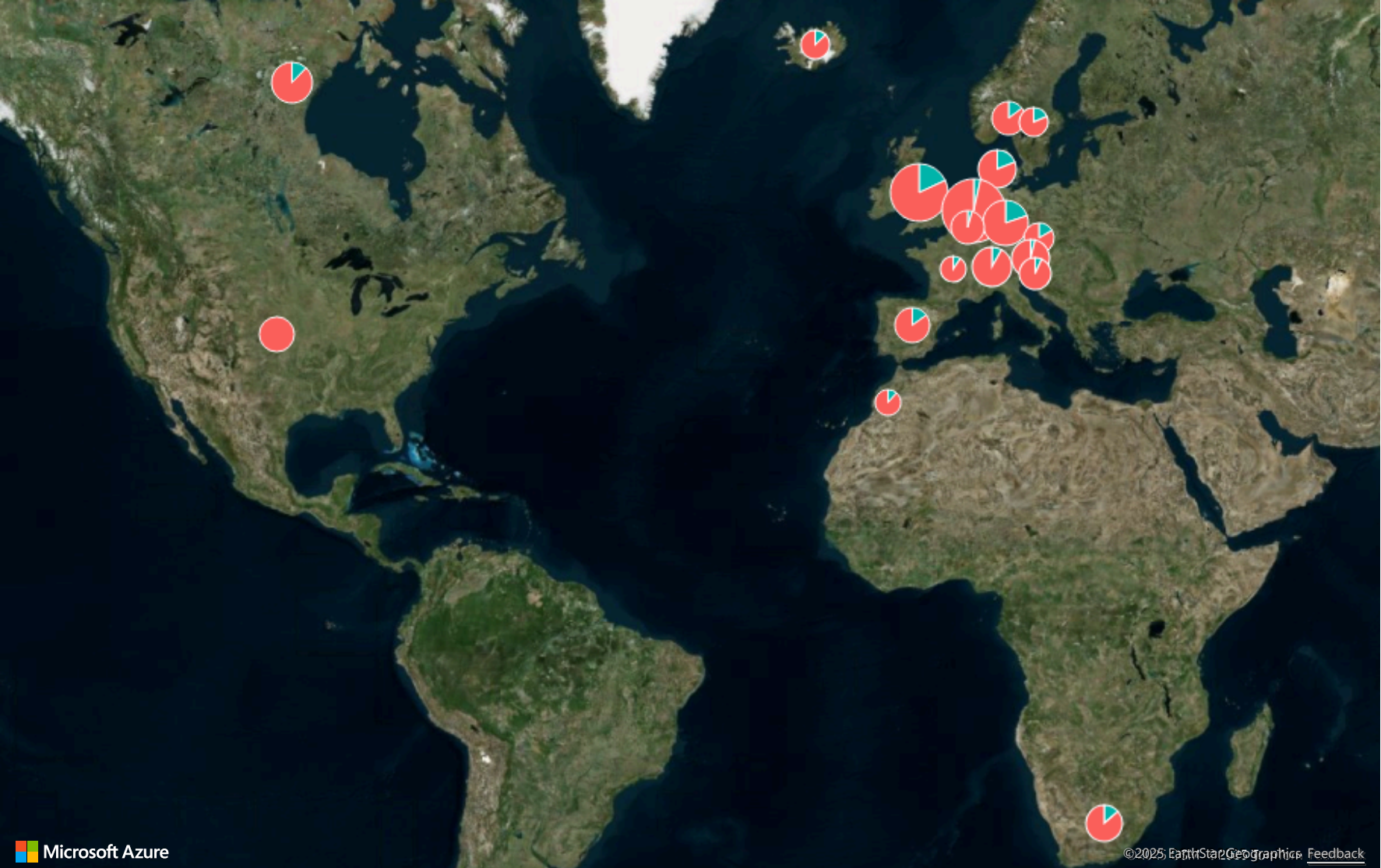
Years

▼

Balance	Before Due	Overdue %	Overdue
8.28M	868.68K	89.5%	7.4M

Company	Receivables Balance	Before Due	Overdue	Overdue %
UK	4,953,231	868,682	4,084,549	82%
NL	3,330,725		3,330,725	100%
Total	8,283,955	868,682	7,415,274	90%

Due Overdue Before due Overdue



Customer Group	Receivables Balance	Before Due	Overdue	Overdue %
FOREIGN	3,583,314	712,227	2,871,086	80%
BUITENL	2,700,402		2,700,402	100%
DOMESTIC	1,317,063	156,454	1,160,609	88%
BINNENL	630,323		630,323	100%
EU	52,854		52,854	100%
Total	8,283,955	868,682	7,415,274	90%

Country	Receivables Balance	Before Due	Overdue	Overdue %
Netherlands	987,066	33,689	953,377	97%
United Kingdom	866,253	156,454	709,799	82%
Great Britain	616,025		616,025	100%
Germany	609,008	121,004	488,005	80%
Canada	498,925	61,132	437,794	88%
Switzerland	457,062	37,347	419,715	92%
Denmark	421,624	80,029	341,595	81%
Total	8,283,955	868,682	7,415,274	90%

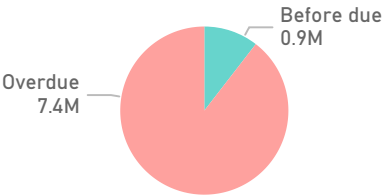
Customer Name	Receivables Balance	Before Due	Overdue	Overdue %
John Haddock ...	366,992	7,985	359,007	98%
Hotel Pferdesee	355,351	86,861	268,490	76%
New Concepts...	345,869	15,182	330,687	96%
Candoxy Cana...	329,485	4,678	324,807	99%
Designstudio ...	284,098	2,414	281,684	99%
The Cannon G...	274,848	7,234	267,614	97%
Klubben	257,725	27,046	230,679	90%
Sonnmatt Desi...	234,408	28,483	205,924	88%
Karoo Superm...	205,540	17,487	188,054	91%
Möbel Scherre...	186,478	4,420	182,058	98%
Helguera indu...	183,641	12,839	170,801	93%
Centromerkur ...	177,005	14,134	162,870	92%
Candoxy Nede...	172,427	1,401	171,027	99%
Selangorian Ltd.	170,033	16,313	153,720	90%
Total	8,283,955	868,682	7,415,274	90%

Receivables Details

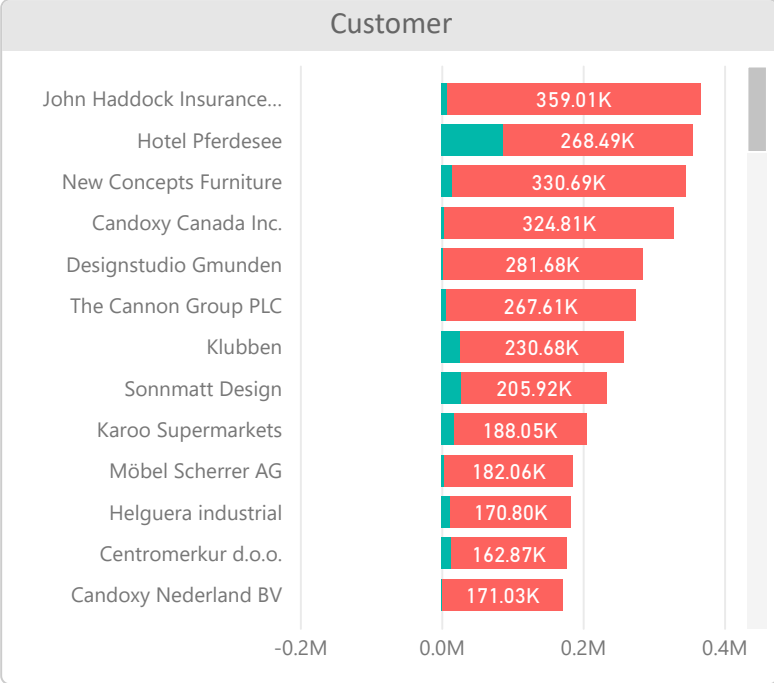
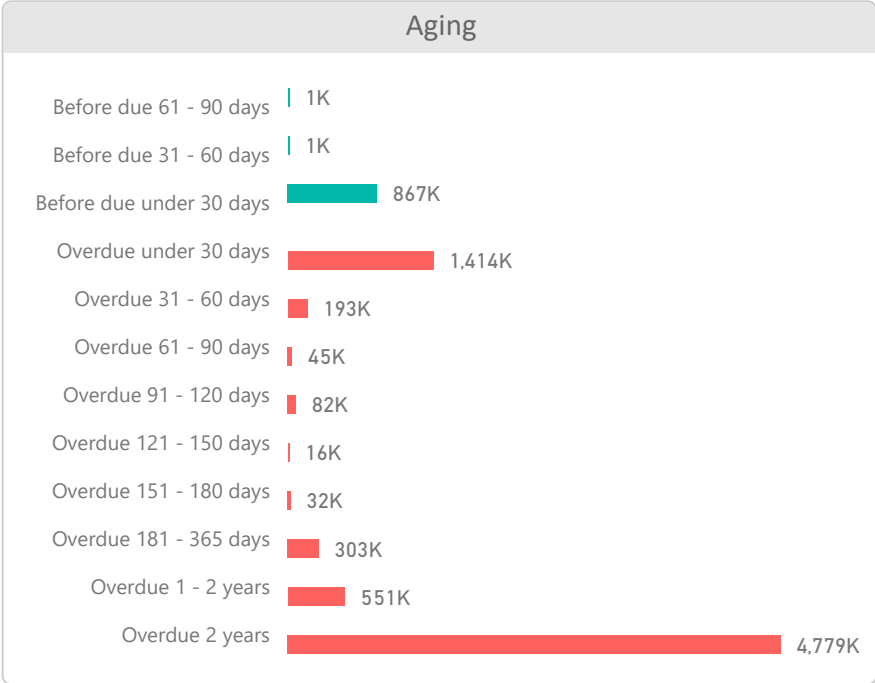
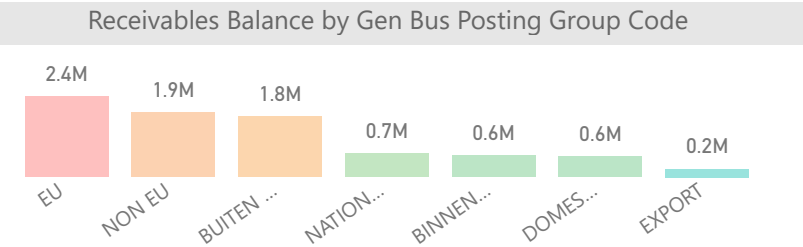
Last

12

Months (Calend...



Balance	Before Due	Sales on Credit %
8.28M	868.68K	99.1 %
Overdue %	Overdue	Sales on Credit
89.5%	7.4M	4.5M



Details Table				
Document Type	Document No	Due Date	Overdue Days	Balance
Invoice	00-17	31-01-2021	999	222,241
Invoice	SI070395	01-12-2020	1,000	81,000
Invoice	SI070395	04-08-2022	819	81,000
Invoice	00-13	31-01-2021	999	80,399
Invoice	00-10	31-01-2021	999	76,168
Invoice	00-15	31-01-2021	999	76,168
Invoice	00-7	11-01-2021	999	76,168
Invoice	SI091105	07-01-2021	999	73,858
Invoice	SI091105	28-12-2024	1	73,858
Invoice	SI090963	27-11-2020	999	72,242
Invoice	SI090963	07-11-2024	24	68,312
Invoice	SI080437	08-07-2019	999	67,064
Invoice	00-11	31-01-2021	999	63,473
Invoice	SI060322	30-08-2017	1,000	60,000
Invoice	SI092129	20-09-2024	43	57,000
Invoice	SI091048	31-12-2020	1,000	56,401
Invoice	SI081018	25-01-2020	999	54,675
Invoice	SI081018	29-12-2023	307	54,675
Invoice	SI092121	01-02-2024	273	51,100
Invoice	00-9	31-01-2021	998	50,779
Invoice	SI080420	05-07-2019	998	50,592
Invoice	SI080420	07-06-2023	511	49,813
Invoice	00-8	14-01-2021	999	48,846
Invoice	SI091102	24-12-2020	999	42,943
Invoice	SI091102	28-12-2024	1	42,943
Invoice	SI092118	12-02-2024	262	42,061
Invoice	00-14	31-01-2021	998	38,084
Invoice	SI091050	11-12-2024	7	34,407
Invoice	SI091050	30-12-2020	1,000	34,407
Invoice	SI091119	10-01-2025		33,868
Invoice	SI091119	24-01-2021	998	33,868
Invoice	00-16	31-01-2021	998	33,852
Total			805	8,283,955

