

Inventory by Year

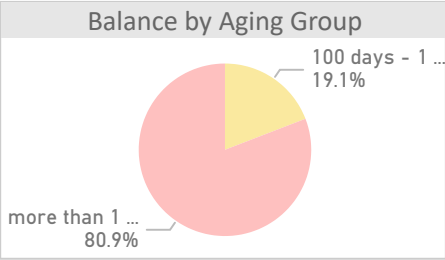
Last ▾

48

Months ▾

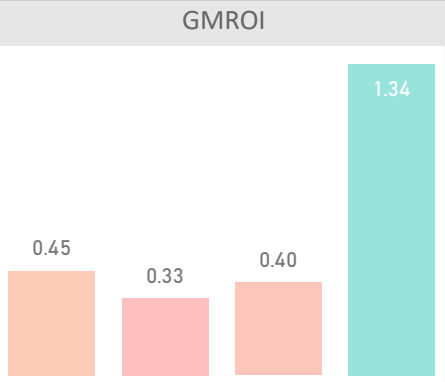
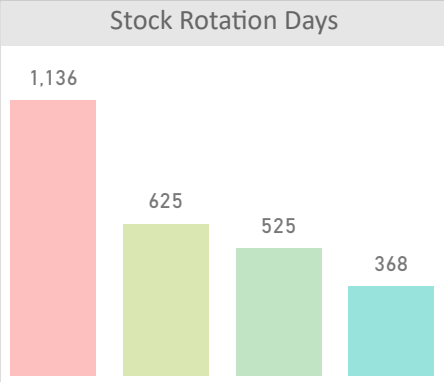
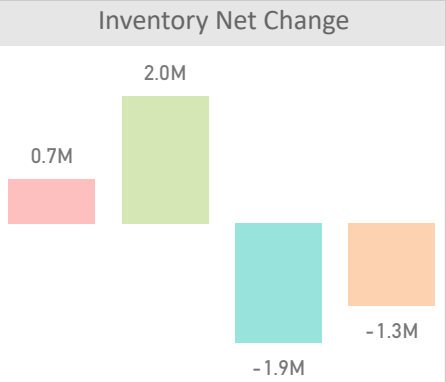
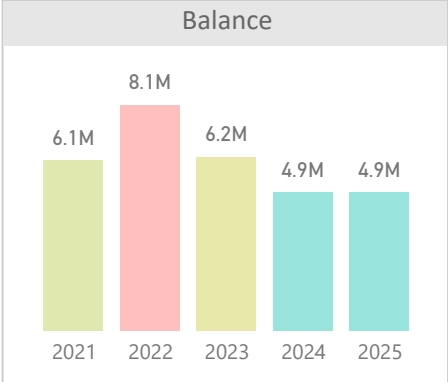
📅 9/30/2021 - 9/29/2025

| Balance | Aging Balance | Stock Quantity | Cost Increase |
|-------------|---------------|----------------|---------------|
| 4.9M | 4.9M | 250.7K | 16.4M |
| Cost Amount | Purchase Cost | Sales Cost | Cost Decrease |
| -455.2K | 11.6M | 13.0M | 16.9M |



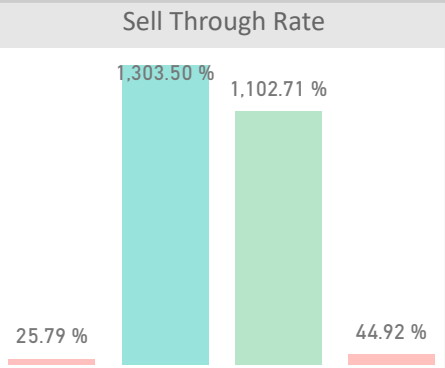
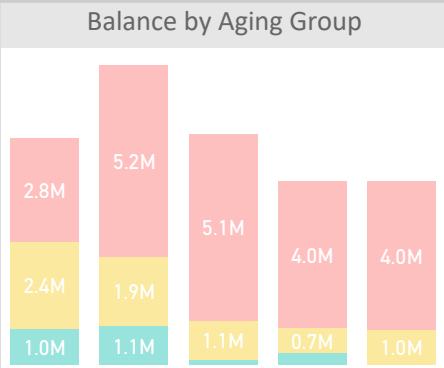
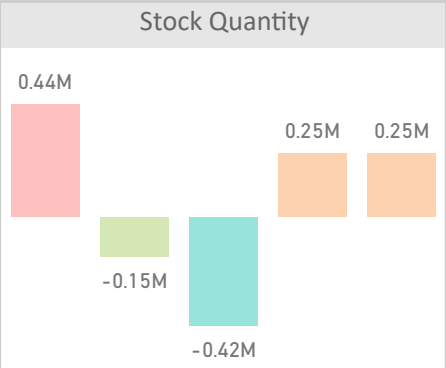
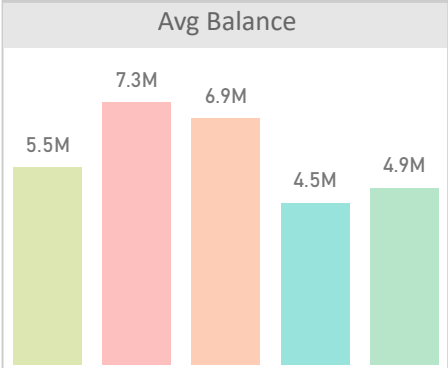
| Item Blocked | Stock Value |
|--------------|-------------|
| False | 4,929,659 |
| Total | 4,929,659 |

| Company | Stock Value |
|---------|-------------|
| UK | 3,379,974 |
| NL | 1,549,685 |
| Total | 4,929,659 |



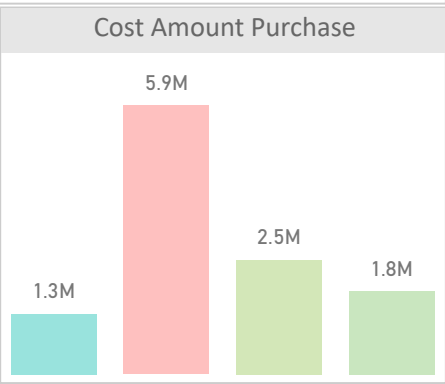
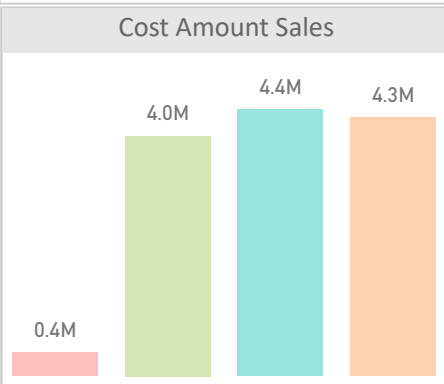
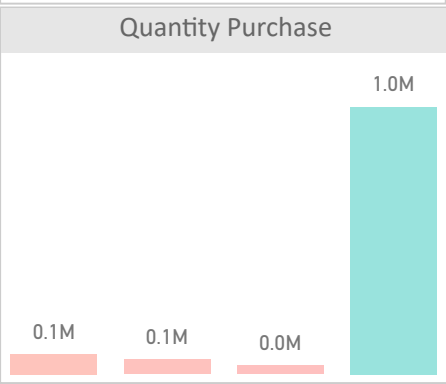
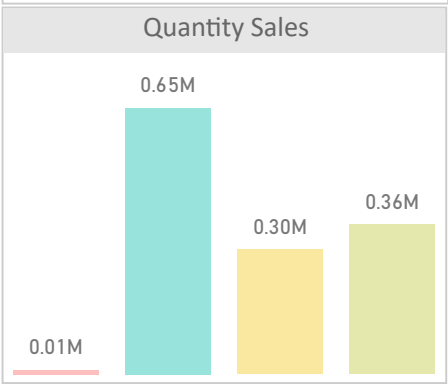
| Inventory Group | Stock Value |
|-----------------|-------------|
| FINISHED | 2,111,473 |
| GEREED | 1,549,685 |
| RESALE | 676,339 |
| RAW MAT | 592,161 |
| Total | 4,929,659 |

| Location Code | Stock Value |
|---------------|-------------|
| LOC 1 | 1,644,744 |
| PLAATS 1 | 1,042,519 |
| BLUE | 653,040 |
| LOC 2 | 444,955 |
| PLAATS 2 | 442,731 |
| YELLOW | 223,511 |
| N/A | 125,811 |
| GREEN | 111,916 |
| RED | 68,021 |
| Total | 4,929,659 |



| Item Category Description | Stock Value |
|---------------------------|-------------|
| N/A | 4,398,772 |
| Assorted Tables | 218,031 |
| Office Chair | 177,264 |
| Miscellaneous | 135,593 |
| Total | 4,929,659 |

| Item Description | Stock Value |
|------------------|-------------|
| Fiets-Touren... | 390,500 |
| Bicycle | 388,541 |
| ATHENS Eur... | 250,121 |
| ATHENE Eur... | 232,697 |
| Tourfiets | 176,400 |
| PARIJS Bezo... | 164,099 |
| Touring Bicy... | 162,834 |
| PARIS Guest... | 154,820 |
| Total | 4,929,659 |



| Item Vendor Name | Stock Value |
|------------------|-------------|
| London Post... | 1,748,680 |
| CoolWood T... | 1,661,418 |
| AR Day Pro... | 888,328 |
| BI4DYNAMI... | 236,740 |
| N/A | 162,823 |
| Custom Met... | 117,339 |
| Grassblue Ltd. | 45,471 |
| Groene Kate... | 34,158 |
| Total | 4,929,659 |

| Item Discount Group | Stock Value |
|---------------------|-------------|
| RESALE | 1,973,579 |
| FINISHED | 1,181,918 |
| A | 818,322 |
| RAW MAT | 629,984 |
| N/A | 300,732 |
| B | 25,124 |
| Total | 4,929,659 |

Inventory Overview

Last ▾

12

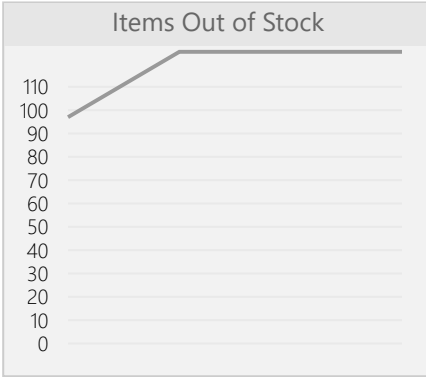
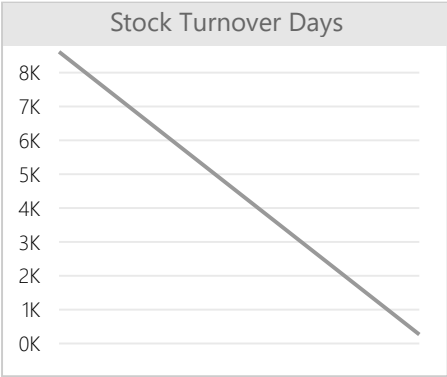
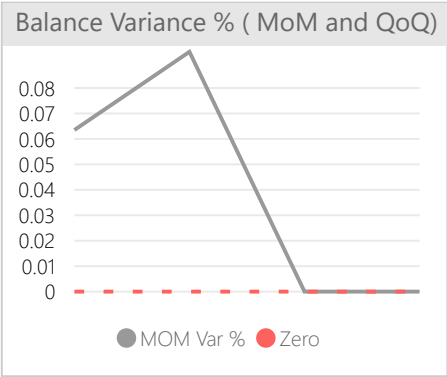
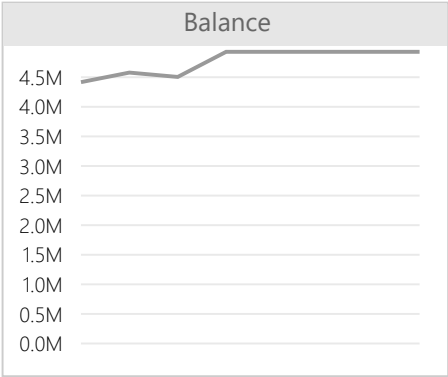
Months ▾

| | | | |
|-------------|---------------|----------------|---------------|
| Balance | Aging Balance | Stock Quantity | Cost Increase |
| 4.93M | 4.92M | 251K | 2.12M |
| Cost Amount | Purchase Cost | Sales Cost | Cost Decrease |
| 522.15K | 1.02M | 1.50M | 1.60M |

| | |
|-----------------|--------------------|
| Stock Turn Days | Items Out of Stock |
| 617 | 125 |
| Empty | Items Out of Stock |
| 0 | 31.97 % |

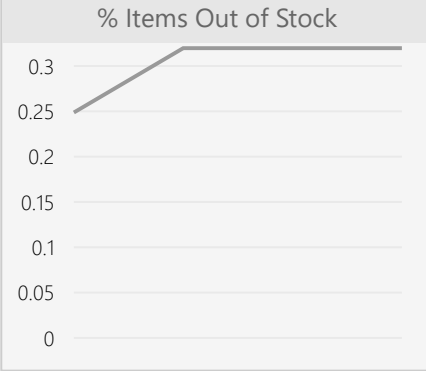
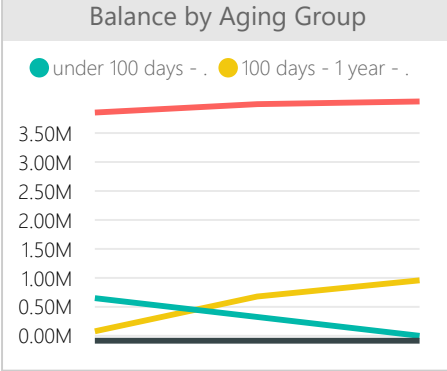
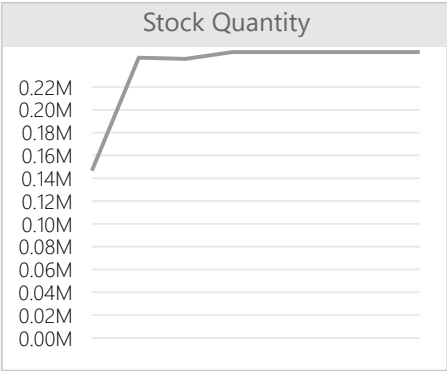
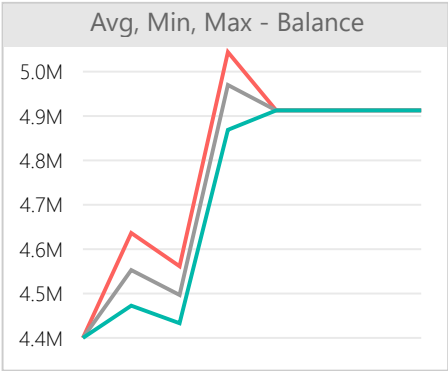
| | |
|-------------------|-------------|
| Aging Group | Stock Value |
| 100 days - 1 y... | 957,853 |
| more than 1 y... | 4,044,813 |
| age not defined | -84,373 |
| Total | 4,918,293 |

| | |
|---------|-------------|
| Company | Stock Value |
| UK | 3,379,974 |
| NL | 1,549,685 |
| Total | 4,929,659 |



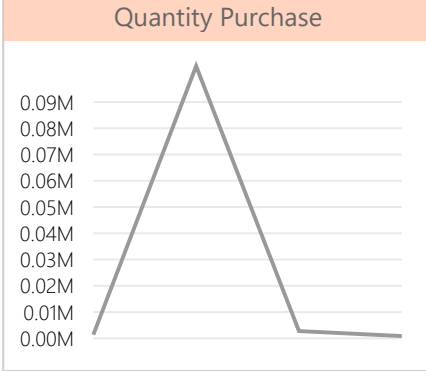
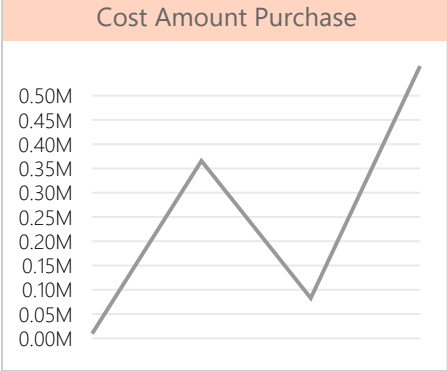
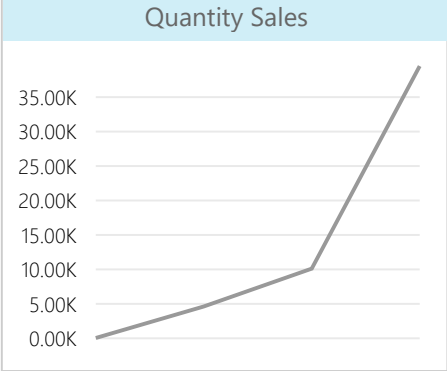
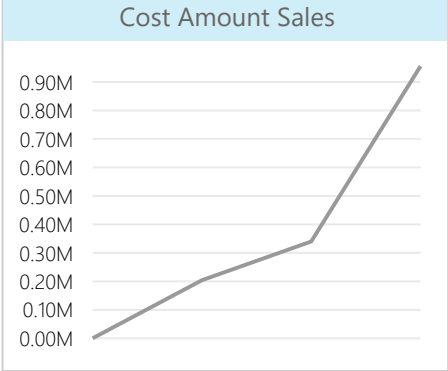
| | |
|-----------------|-------------|
| Inventory Group | Stock Value |
| FINISHED | 2,111,473 |
| GEREED | 1,549,685 |
| RESALE | 676,339 |
| RAW MAT | 592,161 |
| Total | 4,929,659 |

| | |
|---------------|-------------|
| Location Code | Stock Value |
| LOC 1 | 1,644,744 |
| PLAATS 1 | 1,042,519 |
| BLUE | 653,040 |
| LOC 2 | 444,955 |
| PLAATS 2 | 442,731 |
| YELLOW | 223,511 |
| N/A | 125,811 |
| GREEN | 111,916 |
| RED | 68,021 |
| Total | 4,929,659 |



| | |
|---------------|-------------|
| Item Category | Stock Value |
| SPORT | 1,242,708 |
| OFFICE | 1,127,708 |
| MEUBILAIR | 941,178 |
| N/A | 694,952 |
| HARDWARE | 301,642 |
| TABLE | 218,031 |
| CHAIR | 177,264 |
| MISC | 135,593 |
| SOFTWARE | 88,585 |
| Total | 4,929,659 |

| | |
|------------------|-------------|
| Item Description | Stock Value |
| Fiets-Tourenr... | 390,500 |
| Bicycle | 388,541 |
| ATHENS Euro... | 250,121 |
| ATHENE Euro... | 232,697 |
| Tourfiets | 176,400 |
| PARIJS Bezoe... | 164,099 |
| Touring Bicycle | 162,834 |
| PARIS Guest ... | 154,820 |
| ATLANTA ... | 152,827 |
| Total | 4,929,659 |



| | |
|------------------|-------------|
| Item Vendor Name | Stock Value |
| London Post... | 1,748,680 |
| CoolWood T... | 1,661,418 |
| AR Day Pro... | 888,328 |
| BI4DYNAMI... | 236,740 |
| N/A | 162,823 |
| Custom Met... | 117,339 |
| Grassblue Ltd. | 45,471 |
| Groene Kate... | 34,158 |
| Total | 4,929,659 |

| | |
|---------------------|-------------|
| Item Discount Group | Stock Value |
| RESALE | 1,973,579 |
| FINISHED | 1,181,918 |
| A | 818,322 |
| RAW MAT | 629,984 |
| N/A | 300,732 |
| B | 25,124 |
| Total | 4,929,659 |

Item Table

(Sales, Purchase & Inventory)

| | | | Net Sales | Net Sales Varian % | Stock Value | Avg Stock Value | Stock Turn Days | Net Purchase |
|------|------|------|-----------|--------------------|-------------|-----------------|-----------------|--------------|
| 2020 | 2021 | 2022 | | | | | | |
| | | | 41.67M | -100.00... | 4.93M | 4.77M | 540 | 14.73M |
| 2023 | 2024 | 2025 | | | | | | |

Company

☐ CRONUS

☐ NL 2009

☐ UK 2009

Inventory Group

☐ FINISHED

☐ GEREED

☐ RAW MAT

☐ RESALE

Item Category

- ☐ CHAIR
- ☐ HARDWARE
- ☐ MEUBILAIR
- ☐ MISC
- ☐ N/A
- ☐ OFFICE
- ☐ SOFTWARE
- ☐ SPORT
- ☐ TABLE

Location

☐ BLUE

☐ GREEN

☐ LOC 1

☐ LOC 2

☐ LOC 3



☐ N/A

☐ OUT. LOG.

| Item Description | Stock Value | Net Sales | Purch Amount | Stock Turnover Days | Last Sale (Days) | Amount Late % Sales | Amount Late % Purch | Days Late Sales | Days Late Purch | Stock Qty | Sales Qty | Purchase Qty | Sales Price | Purchase Price | Stock Cost | Last Purch Price | Purch Order Qty Open |
|--------------------------|-------------|------------|--------------|---------------------|------------------|---------------------|---------------------|-----------------|-----------------|-----------|-----------|--------------|-------------|----------------|------------|------------------|----------------------|
| Fiets-Tourenrad | 390,500 | 319,890 | 429,260 | 2,149 | 1,578 | | 6.81 % | | 4.0 | 205 | 206 | 305 | 1,553 | 1,407 | 1,905 | 1,900 | |
| Bicycle | 388,541 | 2,103,983 | 1,781,004 | 85 | 117 | 34.19 % | 10.56 % | 2.1 | 4.3 | 245 | 1,744 | 1,723 | 1,206 | 1,034 | 1,586 | 1,900 | |
| ATHENS Euro Chair | 250,121 | 1,303,929 | 700,852 | 508 | 128 | 43.45 % | 19.83 % | 2.5 | 3.7 | 514 | 2,039 | 1,653 | 639 | 424 | 487 | 425 | |
| ATHENE Euro stoel | 232,697 | 424,058 | 225,000 | 4,334 | 1,589 | | 44.44 % | | 7.0 | 464 | 663 | 450 | 640 | 500 | 502 | 500 | |
| Tourfiets | 176,400 | 1,404,000 | 198,231 | 6,438 | 1,581 | | 8.10 % | | 8.0 | 98 | 407 | 204 | 3,450 | 972 | 1,800 | 1,800 | |
| PARIJS Bezoekersstoel | 164,099 | 101,650 | 140,000 | 5,197 | 1,581 | | 42.86 % | | 7.0 | 967 | 824 | 700 | 123 | 200 | 170 | 200 | |
| Touring Bicycle | 162,834 | 5,356,570 | 1,264,931 | 63 | 117 | 53.50 % | 21.94 % | 2.6 | 4.9 | 110 | 1,875 | 1,627 | 2,857 | 777 | 1,480 | 1,800 | |
| PARIS Guest Chair | 154,820 | 437,407 | 414,601 | 669 | 120 | 21.95 % | 12.02 % | 2.4 | 4.2 | 913 | 3,527 | 3,572 | 124 | 116 | 170 | 200 | |
| ATLANTA Whiteboard | 150,987 | 1,289,145 | 589,131 | 501 | 151 | 33.35 % | 27.12 % | 2.4 | 4.0 | 227 | 1,460 | 859 | 883 | 686 | 665 | 707 | |
| CALGARY Whiteboard | 148,097 | 1,133,522 | 491,723 | 555 | 128 | 31.37 % | 29.85 % | 2.5 | 4.2 | 218 | 1,269 | 737 | 893 | 667 | 679 | 709 | |
| ALBERTVILLE Whiteboard | 145,966 | 865,184 | 397,424 | 670 | 120 | 36.87 % | 17.06 % | 2.5 | 2.5 | 208 | 961 | 598 | 900 | 665 | 702 | 709 | |
| SAPPORO Whiteboard | 142,783 | 1,602,474 | 676,763 | 502 | 133 | 26.60 % | 34.83 % | 2.6 | 4.1 | 203 | 1,783 | 982 | 899 | 689 | 703 | 709 | |
| SARAJEVO Whiteboard | 141,720 | 836,183 | 428,236 | 624 | 126 | 30.12 % | 28.75 % | 2.4 | 3.9 | 200 | 916 | 626 | 913 | 684 | 709 | 709 | |
| ATHENS Desk | 132,223 | | | | 1,559 | | | | | 261 | | | | | 507 | | |
| ATLANTA Whiteboard, base | 128,003 | 6,936 | | 44,020 | 1,562 | | | | | 181 | 8 | | 867 | | 707 | | |
| Drawer | 122,377 | 160,239 | 52,070 | 3,798 | 165 | 25.66 % | | 3.0 | | 2,221 | 1,689 | 945 | 95 | 55 | 55 | 55 | |
| Chip 32 MB | 109,265 | 71,001 | 111,298 | 5,468 | 122 | 5.74 % | 71.17 % | 2.5 | 3.0 | 1,637 | 14,515 | 2,516 | 5 | 44 | 67 | 20 | |
| Side Panel | 96,821 | 132,627 | 100,076 | 3,133 | 128 | 39.88 % | | 2.8 | | 5,607 | 4,426 | 5,644 | 30 | 18 | 17 | 15 | |
| Total | 4,929,659 | 41,670,365 | 14,732,025 | 540 | 117 | 29.22 % | 20.05 % | 2.5 | 5.6 | 250,... | 1,455,... | 1,403,6... | 29 | 10 | 20 | 2 | 6,440 |

| Item Category Code | Stock Value | Net Sales | Net Sales YTD Var % | Purch Amount | Turnover Days | Stock Qty | Sales Qty | Purchase Qty | Sales Price | Stock Cost | Purchase Price | Last Purch Price | Purch Order Qty Open | Sales Order Qty Open |
|--------------------|-------------|------------|---------------------|--------------|---------------|-----------|------------|--------------|-------------|------------|----------------|------------------|----------------------|----------------------|
| SPORT | 1,242,708 | 10,548,939 | -100.00 % | 3,952,725 | 357 | 108,180 | 62,026 | 123,241 | 170 | 11 | 32 | 1,867 | | 536,181.00 |
| OFFICE | 1,127,708 | 11,149,489 | -100.00 % | 5,768,290 | 567 | 16,413 | 1,156,3... | 1,149,320 | 10 | 69 | 5 | 4 | | 119,390.00 |
| MEUBILAIR | 941,178 | 3,284,530 | | 843,281 | 1,264 | 3,806 | 14,978 | 2,980 | 219 | 247 | 283 | 4 | | |
| N/A | 694,952 | 58,567 | | 93,359 | 38,364 | 68,745 | 160 | 6,323 | 365 | 10 | 15 | 42 | 6,400 | 662.00 |
| HARDWARE | 301,642 | 4,762,906 | -100.00 % | 824,091 | 366 | 50,221 | 199,481 | 115,555 | 24 | 6 | 7 | 1 | | 1,000,054.00 |
| Total | 4,929,659 | 41,670,365 | -100.00 % | 14,732,025 | 540 | 250,680 | 1,455,... | 1,403,6... | 29 | 20 | 10 | 2 | 6,440 | 1,659,328.00 |

| Location | Stock Value | Net Sales | Purch Amount | Net Sales YTD Var % | Turnover Days | Stock Qty | Sales Qty | Purchase Qty | Sales Price | Stock Cost | Purchase Price | Last Purch Price | Purch Order Qty Open | Sales Order Qty Open |
|---------------------------|-------------|------------|--------------|---------------------|---------------|-----------|-----------|--------------|-------------|------------|----------------|------------------|----------------------|----------------------|
| LOC 1 | 1,508,188 | 13,322,343 | 5,941,486 | -100.00 % | 410 | 92,909 | 1,196,100 | 1,222,223 | 11 | 16 | 5 | 1 | | 1,484,818.00 |
| PLAATS 1 | 1,042,519 | 4,091,768 | 1,130,917 | | 1,168 | 2,987 | 57,319 | 4,365 | 71 | 349 | 259 | 1 | | 1.00 |
| BLUE - Blue Warehouse | 653,040 | 5,567 | 11,066 | | 655,905 | 40,122 | 27 | 1,384 | 206 | 16 | 8 | 94 | | |
| LOC 2 | 444,927 | 11,022,375 | 4,128,789 | -100.00 % | 486 | 6,750 | 58,551 | 42,900 | 188 | 66 | 96 | 2 | | |
| PLAATS 2 | 442,702 | 4,250,657 | 408,173 | | 643 | 6,719 | 21,131 | 1,230 | 201 | 66 | 332 | 2 | | |
| YELLOW - Yellow Warehouse | 223,511 | | 26,065 | | | 806 | | 224 | | 277 | 116 | 171 | | 3.00 |
| N/A | 122,511 | 12,030 | 60,739 | | 1,154.6 | 18,447 | 13 | 4,378 | 925 | 7 | 14 | 121 | | 127.00 |
| Total | 4,789,746 | 41,596,837 | 14,592,983 | -100.00 % | 531 | 139,197 | 1,438,000 | 1,300,000 | 29 | 34 | 11 | 2 | 6,440 | 1,485,669.00 |

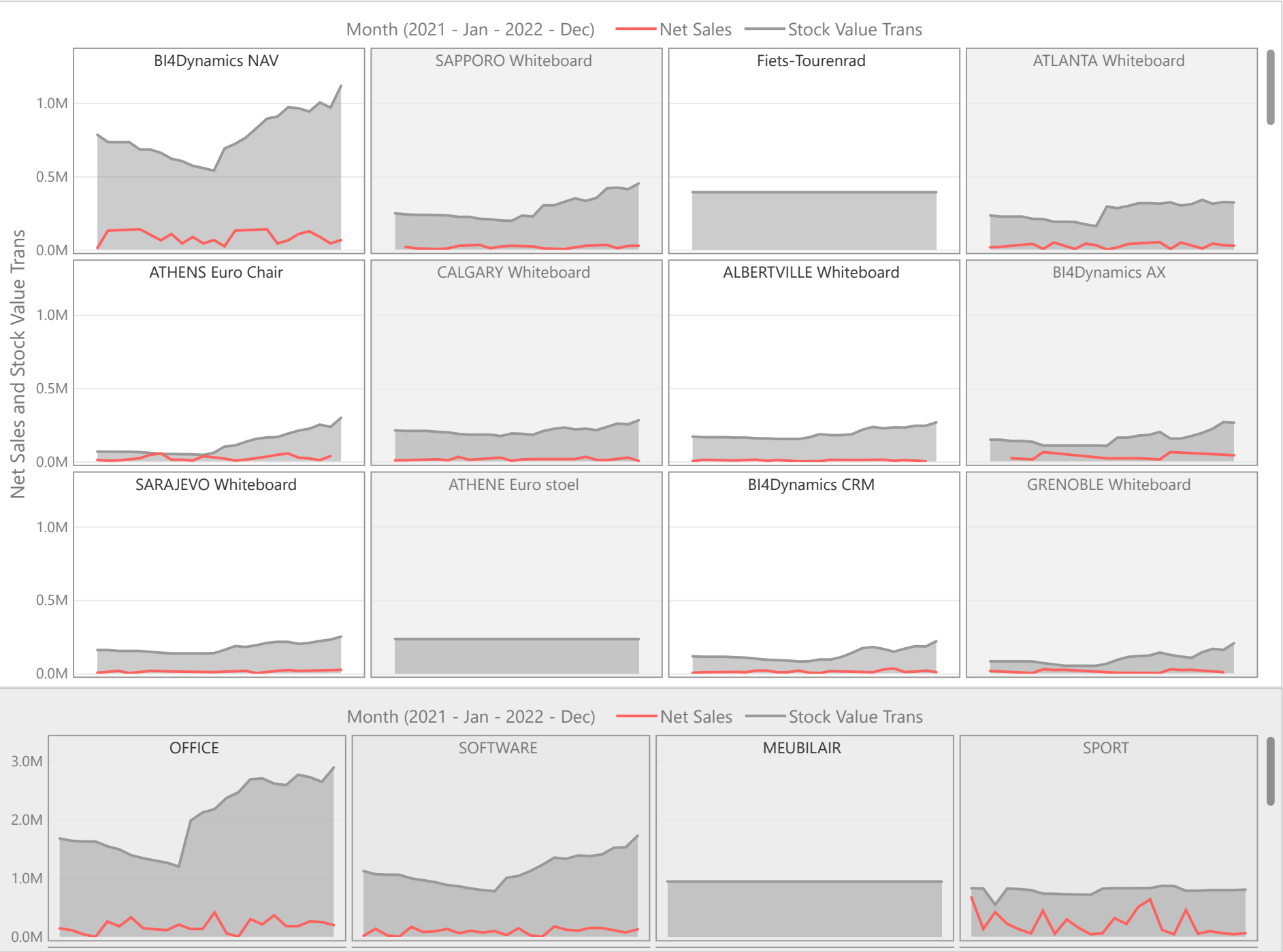
| Sales and Inventory | | | | | | | | | | | | | | Net Sales | | Profit % | | | | | | |
|---------------------|------------|---------------|----------|------------------|----------------------|-----------|---------------|------------|----------------|-------------------------|-----------------|----------------|-------------|---------------------|-------------------------|----------|---------|--------------------------|------------|-----|---|---|
| | | | | | | | | | | | | | | 20.58M | 41.96 % | 6.87K | 35.81 % | 4.93M | 4.65M | 447 |  |  |
| 2020 | 2021 | 2022 | 2023 | | | | | | | | | | | | | | | | | | | |
| | | | | | | | | | | | | | | | | | | | | | | |
| Year | Net Sales | Net Sales YTD | Profit % | Sales Discount % | Days Since Last Sale | Days Late | Amount Late % | # Invoices | # Credit Memos | Sales Invoiced Quantity | Avg Sales Price | Avg Sales Cost | Stock Value | Stock Turnover Days | Item Category Group | | | Stock Value | Net Sales | | | |
| 2023 | 8,507,021 | 13.61 % | 43.95% | 7.83% | | 2.4 | 34.32 % | 1,063 | 47 | 342,183 | 25 | 14 | 6,205,289 | 525 | | | | | | | | |
| 2023 - Jan | 591,110 | 6.64 % | 50.38% | 12.19% | 1 | 2.5 | 41.71 % | 80 | 5 | 6,733 | 88 | 44 | 7,983,381 | 844 | SPORT | | | 1,242,708 | 3,110,182 | | | |
| 2023 - Feb | 804,196 | 1.13 % | 32.99% | 6.79% | | 1.8 | 23.23 % | 83 | 5 | 261,063 | 3 | 2 | 7,654,571 | 398 | OFFICE | | | 1,127,708 | 6,776,676 | | | |
| 2023 - Mar | 728,236 | 5.86 % | 34.67% | 9.06% | | 2.0 | 34.76 % | 85 | 4 | 5,998 | 121 | 79 | 7,426,437 | 484 | MEUBILAIR | | | 941,178 | | | | |
| 2023 - Apr | 844,103 | 10.71 % | 28.24% | 8.40% | | 2.4 | 31.10 % | 87 | 4 | 7,756 | 109 | 78 | 7,186,260 | 356 | N/A | | | 694,952 | 2,124,712 | | | |
| 2023 - May | 540,316 | 2.92 % | 45.54% | 6.69% | | 3.0 | 33.27 % | 82 | 4 | 6,056 | 89 | 49 | 7,121,338 | 750 | HARDWARE | | | 301,642 | 2,431,460 | | | |
| 2023 - Jun | 734,615 | 9.38 % | 42.60% | 6.86% | | 2.6 | 36.24 % | 95 | 3 | 13,983 | 53 | 30 | 6,883,486 | 490 | TABLE - Assorted Tables | | | 218,031 | | | | |
| 2023 - Jul | 658,152 | -1.16 % | 43.96% | 6.54% | | 2.3 | 30.46 % | 94 | 4 | 5,953 | 111 | 62 | 6,714,305 | 564 | CHAIR - Office Chair | | | 177,264 | | | | |
| 2023 - Aug | 675,489 | 1.97 % | 50.53% | 7.00% | | 2.5 | 30.80 % | 85 | 3 | 6,426 | 105 | 52 | 6,628,220 | 615 | MISC - Miscellaneous | | | 135,593 | | | | |
| 2023 - Sep | 684,866 | 4.64 % | 50.61% | 6.19% | | 2.4 | 27.34 % | 82 | 4 | 6,785 | 101 | 50 | 6,434,232 | 571 | SOFTWARE | | | 90,585 | 6,140,188 | | | |
| 2023 - Oct | 845,989 | 8.93 % | 55.67% | 8.49% | | 2.6 | 44.35 % | 81 | 3 | 6,794 | 125 | 55 | 6,185,354 | 511 | Total | | | 4,929,659 | 20,583,218 | | | |
| 2023 - Nov | 607,215 | 10.04 % | 49.04% | 7.45% | | 2.3 | 39.65 % | 91 | 3 | 6,035 | 101 | 51 | 5,912,372 | 573 | | | | | | | | |
| 2023 - Dec | 792,734 | 13.61 % | 47.96% | 8.14% | | 2.0 | 39.38 % | 118 | 5 | 8,601 | 92 | 48 | 6,205,289 | 466 | | | | | | | | |
| 2024 | 12,076,198 | 41.96 % | 61.25% | 7.22% | | 2.5 | 36.78 % | 1,996 | 52 | 426,986 | 28 | 11 | 4,929,659 | 368 | | | | | | | | |
| 2024 - Jan | 1,215,538 | 105.64 % | 56.06% | 7.69% | | 2.3 | 32.43 % | 99 | 4 | 29,939 | 41 | 18 | 5,767,463 | 335 | Item Description | | | Stock Value | Net Sales | | | |
| 2024 - Feb | 821,457 | 45.99 % | 55.49% | 6.79% | 1 | 2.7 | 42.78 % | 90 | 4 | 12,020 | 68 | 30 | 5,434,222 | 431 | Fiets-Tourenrad | | | 390,500 | | | | |
| 2024 - Mar | 845,812 | 35.75 % | 50.59% | 5.46% | | 2.6 | 31.88 % | 96 | 4 | 20,739 | 41 | 20 | 5,076,980 | 377 | Bicycle | | | 388,541 | 233,066 | | | |
| 2024 - Apr | 1,290,026 | 40.61 % | 63.63% | 10.17% | | 2.6 | 38.62 % | 171 | 4 | 18,093 | 71 | 26 | 4,660,076 | 298 | ATHENS Euro Chair | | | 250,121 | 838,578 | | | |
| 2024 - May | 680,464 | 38.35 % | 68.97% | 7.73% | | 2.3 | 40.54 % | 98 | 4 | 11,237 | 61 | 19 | 4,487,254 | 659 | ATHENE Euro stoel | | | 232,697 | | | | |
| 2024 - Jun | 796,320 | 33.16 % | 66.18% | 9.12% | | 2.7 | 38.21 % | 85 | 3 | 8,353 | 95 | 32 | 4,301,292 | 479 | Tourfiets | | | 176,400 | | | | |
| 2024 - Jul | 914,594 | 33.94 % | 65.61% | 8.27% | | 2.8 | 27.24 % | 96 | 5 | 6,827 | 134 | 46 | 4,089,175 | 403 | PARIJS Bezoekersstoel | | | 164,099 | | | | |
| 2024 - Aug | 996,634 | 35.59 % | 75.50% | 4.53% | | 2.9 | 38.49 % | 494 | 3 | 9,789 | 102 | 25 | 4,188,719 | 532 | Touring Bicycle | | | 162,834 | 2,213,361 | | | |
| 2024 - Sep | 965,729 | 36.18 % | 75.32% | 6.36% | | 2.0 | 32.59 % | 96 | 3 | 240,537 | 4 | 1 | 4,416,969 | 556 | PARIS Guest Chair | | | 154,820 | 208,162 | | | |
| 2024 - Oct | 772,240 | 30.84 % | 67.83% | 7.41% | | 2.5 | 46.21 % | 100 | 3 | 7,966 | 97 | 31 | 4,578,642 | 571 | ATLANTA Whiteboard | | | 150,987 | 517,547 | | | |
| 2024 - Nov | 960,955 | 33.00 % | 60.07% | 10.99% | | 2.7 | 42.38 % | 139 | 3 | 13,579 | 71 | 28 | 4,505,177 | 352 | CALGARY Whiteboard | | | 148,097 | 571,160 | | | |
| 2024 - Dec | 1,816,429 | 41.96 % | 45.90% | 3.75% | | 2.2 | 36.42 % | 436 | 12 | 47,907 | 38 | 21 | 4,929,659 | 156 | ALBERTVILLE Whiteboard | | | 145,966 | 511,949 | | | |
| Total | 20,583,218 | 41.96 % | 54.10% | 7.47% | | 2.5 | 35.81 % | 3,059 | 99 | 769,169 | 27 | 12 | 4,929,659 | 447 | SAPPORO Whiteboard | | | 142,783 | 833,664 | | | |
| | | | | | | | | | | | | | | | | | | SARAJEVO Whiteboard | | | 141,720 | 441,536 |
| | | | | | | | | | | | | | | | | | | ATHENS Desk | | | 132,223 | |
| | | | | | | | | | | | | | | | | | | ATLANTA Whiteboard, base | | | 128,003 | |
| | | | | | | | | | | | | | | | | | | Drawer | | | 122,377 | 54,749 |
| | | | | | | | | | | | | | | | | | | Chip 32 MB | | | 109,265 | 62,234 |
| | | | | | | | | | | | | | | | | | | Side Panel | | | 96,821 | 40,233 |
| | | | | | | | | | | | | | | | | | | Base | | | 89,157 | 63,520 |
| | | | | | | | | | | | | | | | | | | Glass Door | | | 84,276 | 9,260 |
| | | | | | | | | | | | | | | | | | | LONDEN Draaistoel | | | 78,285 | |
| | | | | | | | | | | | | | | | | | | LONDON Swivel Chair | | | 73,162 | 44,765 |
| | | | | | | | | | | | | | | | | | | Wooden Door | | | 62,394 | 22,713 |
| | | | | | | | | | | | | | | | | | | INNSBRUCK Storage Unit | | | 60,414 | 220,876 |
| | | | | | | | | | | | | | | | | | | MS Dynamics GP | | | 57,565 | 165,729 |
| | | | | | | | | | | | | | | | | | | ATHENS Mobile Pedestal | | | 52,680 | |
| | | | | | | | | | | | | | | | | | | 17" M780 Monitor T | | | 44,068 | 11,131 |
| | | | | | | | | | | | | | | | | | | Total | | | 4,929,659 | 20,583,218 |
| Item Category Code | Net Sales | Net Sales YTD | Profit % | Sales Discount % | Days Since Last Sale | Days Late | Amount Late % | # Invoices | # Credit Memos | Sales Invoiced Quantity | Avg Sales Price | Avg Sales Cost | Stock Value | Stock Turnover Days | | | | | | | | |
| OFFICE | 6,776,676 | 22.97 % | 42.69% | 5.38% | | 2.5 | 34.71 % | 1,497 | 32 | 523,695 | 13 | 7 | 1,127,708 | 288 | | | | | | | | |
| SOFTWARE | 6,140,188 | 35.03 % | 46.52% | 11.67% | | 2.4 | 36.22 % | 732 | 7 | 11,209 | 548 | 293 | 90,585 | 211 | | | | | | | | |
| SPORT | 3,110,182 | 58.42 % | 82.14% | 9.26% | | 2.5 | 37.64 % | 1,332 | 29 | 27,040 | 115 | 21 | 1,242,708 | 990 | | | | | | | | |
| HARDWARE | 2,431,460 | 190.70 % | 62.01% | 2.31% | | 2.5 | 33.06 % | 2,515 | 56 | 103,359 | 24 | 9 | 301,642 | 308 | | | | | | | | |
| N/A | 2,124,712 | 6.41 % | 62.35% | 4.08% | | 2.4 | 38.49 % | 1,700 | 5 | 103,866 | 20 | 8 | 694,952 | 635 | | | | | | | | |
| CHAIR | | | | | 1.434 | | | | | | | | 177,264 | | | | | | | | | |
| Total | 20,583,218 | 41.96 % | 54.10% | 7.47% | | 2.5 | 35.81 % | 3,059 | 99 | 769,169 | 27 | 12 | 4,929,659 | 447 | | | | | | | | |

Stock Value and Sales by Item

2020 2021 2022 2023 2024

| Item Description | Stock Value | Net Sales | Turnover |
|---------------------|-------------|------------|----------|
| BI4Dynamics NAV | 1,115,243 | 1,495,562 | 664 |
| SAPPORO White... | 449,920 | 313,544 | 1,110 |
| Fiets-Tourenrad | 390,500 | | |
| ATLANTA Whiteb... | 321,093 | 454,755 | 729 |
| ATHENS Euro Chair | 297,019 | 466,191 | 842 |
| CALGARY Whiteb... | 280,261 | 250,329 | 1,042 |
| ALBERTVILLE Whi... | 266,145 | 91,339 | 2,755 |
| BI4Dynamics AX | 263,541 | 259,560 | 714 |
| SARAJEVO White... | 249,387 | 167,617 | 1,273 |
| ATHENE Euro stoel | 232,697 | | |
| BI4Dynamics CRM | 218,490 | 238,246 | 637 |
| GRENOBLE Whit... | 204,573 | 176,488 | 709 |
| Tourfiets | 176,400 | | |
| Printer Ink | 175,000 | | |
| PARIJS Bezoekers... | 164,099 | | |
| Drawer | 146,401 | 105,490 | 2,365 |
| ATHENS Desk | 132,223 | | |
| ATLANTA Whiteb... | 128,003 | 6,936 | 16,516 |
| Base | 120,669 | 112,753 | 1,735 |
| PARIS Guest Chair | 116,918 | 236,952 | 501 |
| Chip 32 MB | 110,649 | 996 | 190,381 |
| Glass Door | 100,066 | 127,869 | 1,412 |
| Side Panel | 95,699 | 92,430 | 1,872 |
| Back Wheel | 79,665 | 55,860 | 1,260 |
| LONDEN Draaist... | 78,285 | | |
| INNSBRUCK Stor... | 76,058 | 132,755 | 520 |
| Organizer | 75,000 | | |
| Total | 8,063,211 | 12,498,810 | 767 |

| Item Category | Stock Value | Net Sales | Turnover |
|----------------|-------------|------------|----------|
| Description | | | |
| N/A | 7,532,324 | 12,485,764 | 706 |
| Assorted Ta... | 218,031 | 1,122 | 181,796 |
| Office Chair | 177,264 | 4,316 | 38,250 |
| Miscellaneous | 135,593 | 7,607 | 16,002 |
| Total | 8,063,211 | 12,498,810 | 767 |

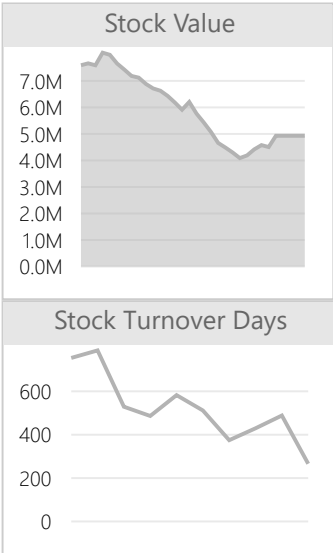


Inventory Aging

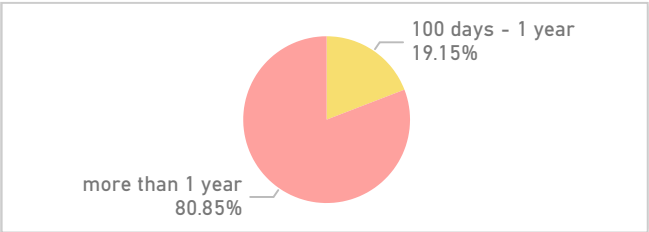
L.. ▾

36

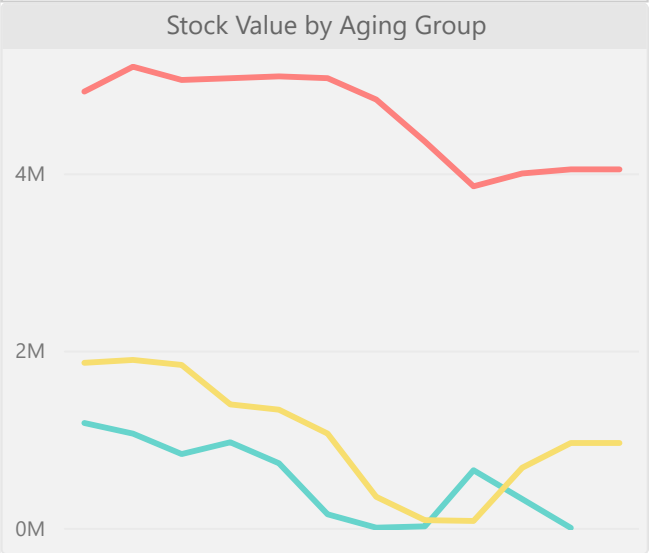
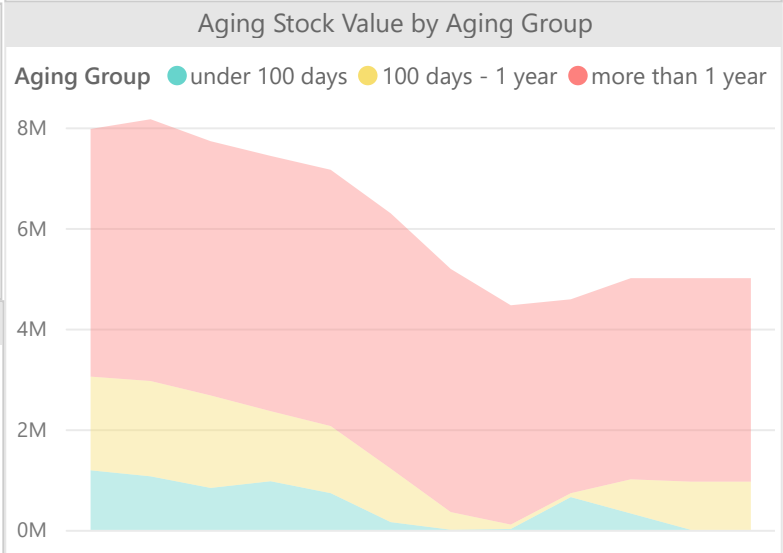
Mont... ▾



| Aging Group | 2022 | 2023 | 2024 | 2025 | Total |
|-------------------|-----------|-----------|-----------|-----------|-----------|
| under 100 days | 1,063,296 | 153,368 | 325,404 | | |
| 100 days - 1 year | 1,894,892 | 1,064,222 | 678,462 | 957,853 | 957,853 |
| more than 1 year | 5,203,348 | 5,073,788 | 3,998,800 | 4,044,813 | 4,044,813 |
| Total | 8,161,536 | 6,291,378 | 5,002,666 | 5,002,666 | 5,002,666 |



| Company | 100 days - 1 year | more than 1 year | Total |
|---------|-------------------|------------------|-----------|
| NL | | 1,549,970 | 1,549,970 |
| UK | 957,853 | 2,494,843 | 3,452,696 |
| Total | 957,853 | 4,044,813 | 5,002,666 |



| Item | | | |
|-------------------------|-------------------|------------------|-----------|
| Item Description | 100 days - 1 year | more than 1 year | Total |
| Fiets-Tourenrad Bicycle | -596 | 390,500 | 390,500 |
| ATHENS Euro Chair | 225,000 | 25,121 | 250,121 |
| ATHENE Euro stoel | | 232,697 | 232,697 |
| Tourfiets | | 176,400 | 176,400 |
| PARIJS Bezoekersst... | | 164,099 | 164,099 |
| Touring Bicycle | 3,401 | 159,433 | 162,834 |
| PARIS Guest Chair | 80,000 | 74,820 | 154,820 |
| ATLANTA Whitebo... | 70,720 | 80,267 | 150,987 |
| CALGARY Whitebo... | 70,860 | 77,237 | 148,097 |
| ALBERTVILLE Whit... | 70,860 | 75,106 | 145,966 |
| SAPPORO Whitebo... | 70,860 | 71,923 | 142,783 |
| SARAJEVO Whitebo... | 70,860 | 70,860 | 141,720 |
| ATHENS Dock | | 122,222 | 122,222 |
| Total | 957,853 | 4,044,813 | 5,002,666 |

| Year | 2022 | | 2023 | | 2024 | | 2025 | | | | | |
|-------------------|-----------|-----------|-----------|-----------|-----------|-----------|-----------|-----------|-----------|-----------|-----------|-----------|
| Aging Group | 2022 - Q3 | 2022 - Q4 | 2023 - Q1 | 2023 - Q2 | 2023 - Q3 | 2023 - Q4 | 2024 - Q1 | 2024 - Q2 | 2024 - Q3 | 2024 - Q4 | 2025 - Q1 | 2025 - Q2 |
| under 100 days | 1,183,359 | 1,063,296 | 832,991 | 965,888 | 729,062 | 153,368 | 2,489 | 17,405 | 650,474 | 325,404 | 16 | |
| Under 10 days | 73,154 | 155,170 | 92,254 | 59,893 | 25,760 | | 13,895 | | 1,709 | 16 | | |
| 10 - 20 days | 233,413 | 161,540 | 149,546 | 64,431 | 51,748 | 15 | 121 | | | 893 | | |
| 20 - 30 days | 260,380 | 104,091 | 34,700 | 76,303 | 73,232 | 109 | | | 421,586 | 4,372 | | |
| 30 - 40 days | 51,595 | 38,602 | 122,156 | 196,653 | 57,191 | | -25,165 | 2,669 | 31,246 | 27,384 | | |
| 40 - 60 days | 147,540 | 173,084 | 94,688 | 86,139 | 245,994 | | 2,173 | 3,106 | | 2,586 | | |
| 60 - 80 days | 205,013 | 341,127 | 122,296 | 278,145 | 147,488 | 71,448 | 10,198 | 5 | 191,143 | 43,444 | | |
| 80 - 100 days | 212,264 | 89,681 | 217,352 | 204,325 | 127,649 | 81,797 | 1,265 | 11,625 | 4,789 | 246,709 | 16 | |
| 100 days - 1 year | 1,862,342 | 1,894,892 | 1,838,416 | 1,393,173 | 1,333,574 | 1,064,222 | 350,594 | 87,227 | 78,215 | 678,462 | 957,695 | 957,853 |
| 100 - 120 days | 129,949 | 388,057 | 260,803 | 191,068 | 130,789 | 109,316 | 123 | 121 | | 174 | 5,265 | |
| 120 - 180 days | 687,763 | 554,470 | 517,010 | 334,435 | 622,591 | 391,285 | 79,894 | 29,805 | 2,104 | 625,399 | 73,414 | 78,695 |
| 180 - 270 days | 532,837 | 635,967 | 734,697 | 593,955 | 344,726 | 446,388 | 198,616 | 29,802 | 46,236 | 6,881 | 872,282 | 799,555 |
| 270 - 365 days | 511,792 | 316,398 | 325,906 | 273,715 | 235,467 | 117,233 | 71,961 | 27,498 | 29,875 | 46,008 | 6,733 | 79,603 |
| more than 1 year | 4,922,618 | 5,203,348 | 5,053,577 | 5,073,352 | 5,094,060 | 5,073,788 | 4,832,744 | 4,358,968 | 3,853,852 | 3,998,800 | 4,044,956 | 4,044,813 |
| 1 - 2 years | 3,298,348 | 2,393,483 | 357,752 | 372,959 | 395,942 | 204,352 | 131,748 | 51,110 | 75,943 | 93,221 | 155,286 | 157,843 |
| 2 - 3 years | 74,300 | 1,267,363 | 3,153,324 | 3,076,123 | 3,073,848 | 2,059,819 | 97,843 | 141,458 | 154,143 | 172,795 | 143,333 | 138,656 |
| 3 - 4 years | | -7,469 | -7,469 | 74,300 | 74,300 | 1,267,115 | 3,060,651 | 2,542,130 | 1,999,495 | 529,358 | 306,587 | 308,565 |
| Total | 7,968,319 | 8,161,536 | 7,724,984 | 7,432,413 | 7,156,696 | 6,291,378 | 5,185,827 | 4,463,600 | 4,582,542 | 5,002,666 | 5,002,666 | 5,002,666 |

| Item Group | | | |
|---------------|-------------------|------------------|-----------|
| Item Category | 100 days - 1 year | more than 1 year | Total |
| SPORT | 9,536 | 1,234,963 | 1,244,498 |
| OFFICE | 903,447 | 233,850 | 1,137,297 |
| MEUBILAIR | | 941,178 | 941,178 |
| N/A | | 747,891 | 747,891 |
| HARDWARE | 40,260 | 259,001 | 299,261 |
| TABLE | | 221,311 | 221,311 |
| CHAIR | | 183,306 | 183,306 |
| MISC | | 122,106 | 122,106 |
| Total | 957,853 | 4,044,813 | 5,002,666 |

| Location Code | 100 days - 1 year | more than 1 year | Total |
|---------------|-------------------|------------------|-----------|
| LOC 1 | 543,171 | 1,110,223 | 1,653,394 |
| PLAATS 1 | | 1,042,804 | 1,042,804 |
| BLUE | | 653,040 | 653,040 |
| LOC 2 | 414,428 | 30,825 | 445,253 |
| Total | 957,853 | 4,044,813 | 5,002,666 |

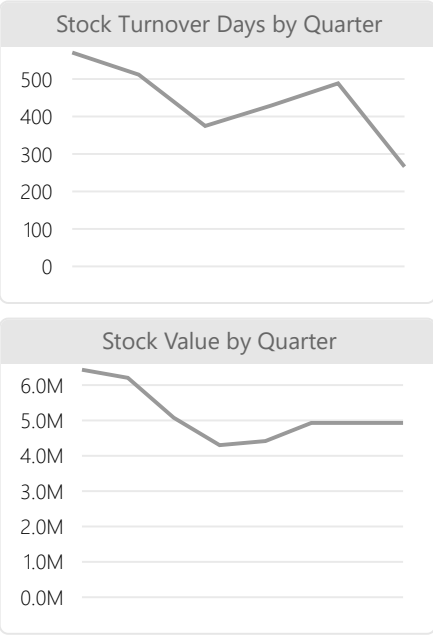
Stock Turnover

Last ▾

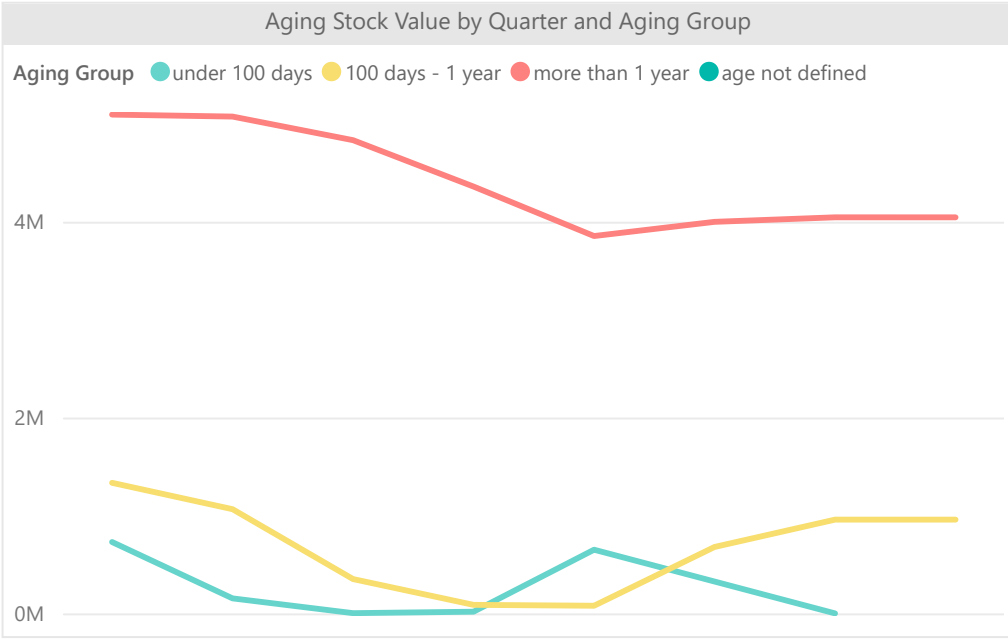
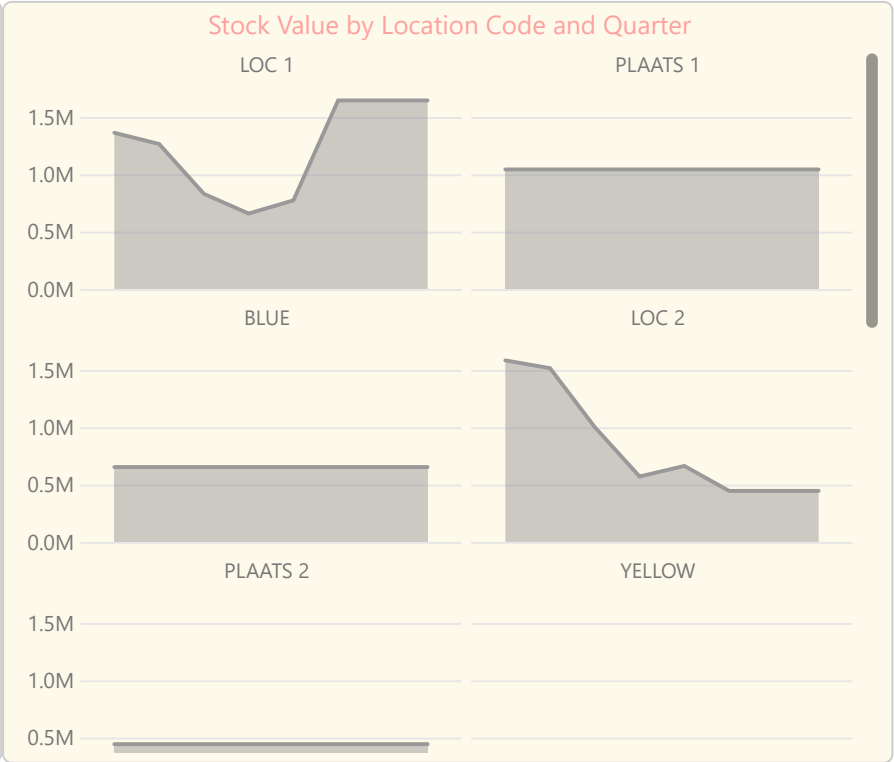
24

Months (Calen... ▾

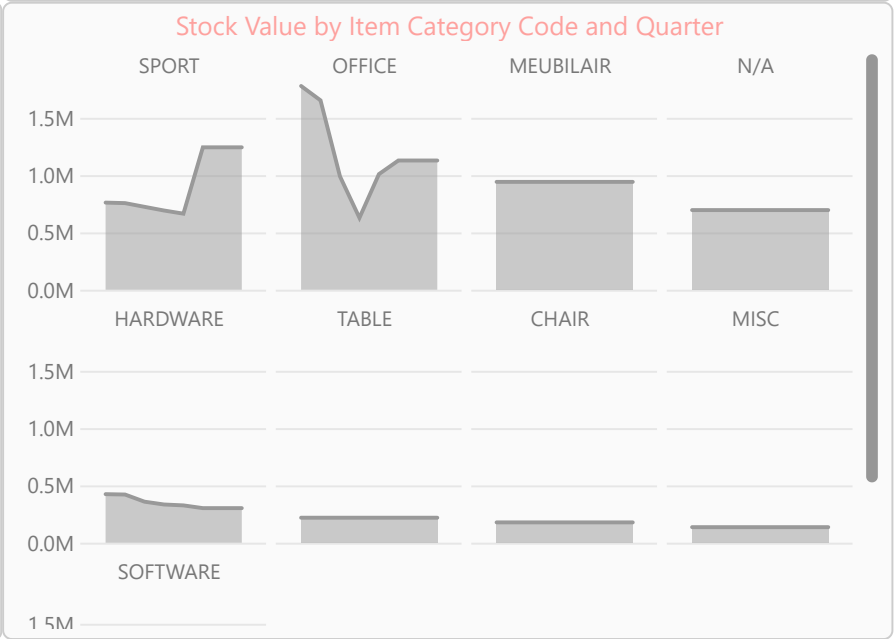
| Year | Stock Value | Avg Stock Value | Turnover |
|------------|-------------|-----------------|----------|
| 2023 | | | |
| 2023 - Sep | 6,434,232 | 6,434,232 | 571 |
| 2023 - Oct | 6,185,354 | 6,185,354 | 511 |
| 2023 - Nov | 5,912,372 | 5,912,372 | 573 |
| 2023 - Dec | 6,205,289 | 6,205,289 | 466 |
| 2024 | | | |
| 2024 - Jan | 5,767,463 | 5,767,463 | 335 |
| 2024 - Feb | 5,434,222 | 5,434,222 | 431 |
| 2024 - Mar | 5,076,980 | 5,076,980 | 377 |
| 2024 - Apr | 4,660,076 | 4,660,076 | 298 |
| 2024 - May | 4,487,254 | 4,487,254 | 659 |
| 2024 - Jun | 4,301,292 | 4,301,292 | 479 |
| 2024 - Jul | 4,089,175 | 4,167,954 | 403 |
| 2024 - Aug | 4,188,719 | 4,239,713 | 532 |
| 2024 - Sep | 4,416,969 | 4,491,649 | 556 |
| 2024 - Oct | 4,578,642 | 4,569,841 | 571 |
| 2024 - Nov | 4,505,177 | 4,513,751 | 352 |
| 2024 - Dec | 4,929,659 | 4,986,970 | 156 |
| 2025 | | | |



| Location Code | Stock Value | Turnover |
|---------------|-------------|----------|
| LOC 1 | 1,644,744 | 264 |
| PLAATS 1 | 1,042,519 | |
| BLUE | 653,040 | |
| LOC 2 | 444,955 | 233 |
| PLAATS 2 | 442,731 | |
| YELLOW | 223,511 | |
| N/A | 125,811 | |
| GREEN | 111,916 | |
| RED | 68,021 | |
| LOC 3 | 64,436 | 144 |
| PLAATS 3 | 64,436 | |
| WHITE | 15,368 | |
| OWN LOG. | 15,118 | |
| OUT. LOG. | 13,055 | |
| Total | 4,929,659 | 500 |



| Item Category Code | Stock Value | Turnover |
|--------------------|-------------|----------|
| SPORT | 1,242,708 | 1,022 |
| OFFICE | 1,127,708 | 313 |
| MEUBILAIR | 941,178 | |
| N/A | 694,952 | 759 |
| HARDWARE | 301,642 | 273 |
| TABLE | 218,031 | |
| CHAIR | 177,264 | |
| MISC | 135,593 | |
| SOFTWARE | 90,585 | 165 |
| Total | 4,929,659 | 500 |



Item Attributes

| <table><tr><th>Inventory Group</th><th>Stock Value</th></tr><tr><td>FINISHED</td><td>2,111,473.48</td></tr><tr><td>GEREED</td><td>1,549,685.37</td></tr><tr><td>RESALE</td><td>676,339.00</td></tr><tr><td>RAW MAT</td><td>592,161.13</td></tr><tr><td>Total</td><td>4,929,658.98</td></tr></table> | Inventory Group | Stock Value | FINISHED | 2,111,473.48 | GEREED | 1,549,685.37 | RESALE | 676,339.00 | RAW MAT | 592,161.13 | Total | 4,929,658.98 | <table><tr><th>Item Type</th><th>Stock Value</th></tr><tr><td>Inventory</td><td>1,225,838.41</td></tr><tr><td>N/A</td><td>3,703,820.57</td></tr><tr><td>Total</td><td>4,929,658.98</td></tr></table> | Item Type | Stock Value | Inventory | 1,225,838.41 | N/A | 3,703,820.57 | Total | 4,929,658.98 | <table><tr><th>Item Vendor Name</th><th>Stock Value</th></tr><tr><td>London Postmaster</td><td>1,748,679.55</td></tr><tr><td>CoolWood Technologies</td><td>1,661,418.01</td></tr><tr><td>AR Day Property Management</td><td>888,327.68</td></tr><tr><td>BI4DYNAMICS Ltd.</td><td>236,739.94</td></tr><tr><td>N/A</td><td>162,823.43</td></tr><tr><td>Custom Metals Incorporated</td><td>117,339.41</td></tr><tr><td>Grassblue Ltd.</td><td>45,471.00</td></tr><tr><td>Groene Kater BVBA</td><td>34,158.38</td></tr><tr><td>Kinnareds Träindustri AB</td><td>33,911.18</td></tr><tr><td>Lyselette Lamper A/S</td><td>790.40</td></tr><tr><td>Service Electronics Ltd.</td><td>0.00</td></tr><tr><td>Total</td><td>4,929,658.98</td></tr></table> | Item Vendor Name | Stock Value | London Postmaster | 1,748,679.55 | CoolWood Technologies | 1,661,418.01 | AR Day Property Management | 888,327.68 | BI4DYNAMICS Ltd. | 236,739.94 | N/A | 162,823.43 | Custom Metals Incorporated | 117,339.41 | Grassblue Ltd. | 45,471.00 | Groene Kater BVBA | 34,158.38 | Kinnareds Träindustri AB | 33,911.18 | Lyselette Lamper A/S | 790.40 | Service Electronics Ltd. | 0.00 | Total | 4,929,658.98 | <table><tr><th>Item Base Unit of Measure Code</th><th>Stock Value</th></tr><tr><td>PCS</td><td>4,867,788.93</td></tr><tr><td>BOX</td><td>36,745.87</td></tr><tr><td>CAN</td><td>25,124.18</td></tr><tr><td>Total</td><td>4,929,658.98</td></tr></table> | Item Base Unit of Measure Code | Stock Value | PCS | 4,867,788.93 | BOX | 36,745.87 | CAN | 25,124.18 | Total | 4,929,658.98 | | | | | | |
|---|-----------------|-------------|----------|--------------|--------|--------------|-----------|------------|---------|------------|----------|--------------|--|------------|-------------|------------|--------------|------------|--------------|-----------|--------------|---|--|------------------------------------|-------------------|--------------|-----------------------|--------------|----------------------------|---------------|------------------|------------|-----------|------------|----------------------------|--|------------------------------------|-------------|-------------------|--------------|--------------------------|------------|----------------------|------------|--------------------------|-----------|-------|--------------|---|--------------------------------|-------------|--------|--------------|----------|--------------|-----|------------|---------|--------------|-----|------------|---|-----------|-------|--------------|
| Inventory Group | Stock Value | | | | | | | | | | | | | | | | | | | | | | | | | | | | | | | | | | | | | | | | | | | | | | | | | | | | | | | | | | | | | | | | |
| FINISHED | 2,111,473.48 | | | | | | | | | | | | | | | | | | | | | | | | | | | | | | | | | | | | | | | | | | | | | | | | | | | | | | | | | | | | | | | | |
| GEREED | 1,549,685.37 | | | | | | | | | | | | | | | | | | | | | | | | | | | | | | | | | | | | | | | | | | | | | | | | | | | | | | | | | | | | | | | | |
| RESALE | 676,339.00 | | | | | | | | | | | | | | | | | | | | | | | | | | | | | | | | | | | | | | | | | | | | | | | | | | | | | | | | | | | | | | | | |
| RAW MAT | 592,161.13 | | | | | | | | | | | | | | | | | | | | | | | | | | | | | | | | | | | | | | | | | | | | | | | | | | | | | | | | | | | | | | | | |
| Total | 4,929,658.98 | | | | | | | | | | | | | | | | | | | | | | | | | | | | | | | | | | | | | | | | | | | | | | | | | | | | | | | | | | | | | | | | |
| Item Type | Stock Value | | | | | | | | | | | | | | | | | | | | | | | | | | | | | | | | | | | | | | | | | | | | | | | | | | | | | | | | | | | | | | | | |
| Inventory | 1,225,838.41 | | | | | | | | | | | | | | | | | | | | | | | | | | | | | | | | | | | | | | | | | | | | | | | | | | | | | | | | | | | | | | | | |
| N/A | 3,703,820.57 | | | | | | | | | | | | | | | | | | | | | | | | | | | | | | | | | | | | | | | | | | | | | | | | | | | | | | | | | | | | | | | | |
| Total | 4,929,658.98 | | | | | | | | | | | | | | | | | | | | | | | | | | | | | | | | | | | | | | | | | | | | | | | | | | | | | | | | | | | | | | | | |
| Item Vendor Name | Stock Value | | | | | | | | | | | | | | | | | | | | | | | | | | | | | | | | | | | | | | | | | | | | | | | | | | | | | | | | | | | | | | | | |
| London Postmaster | 1,748,679.55 | | | | | | | | | | | | | | | | | | | | | | | | | | | | | | | | | | | | | | | | | | | | | | | | | | | | | | | | | | | | | | | | |
| CoolWood Technologies | 1,661,418.01 | | | | | | | | | | | | | | | | | | | | | | | | | | | | | | | | | | | | | | | | | | | | | | | | | | | | | | | | | | | | | | | | |
| AR Day Property Management | 888,327.68 | | | | | | | | | | | | | | | | | | | | | | | | | | | | | | | | | | | | | | | | | | | | | | | | | | | | | | | | | | | | | | | | |
| BI4DYNAMICS Ltd. | 236,739.94 | | | | | | | | | | | | | | | | | | | | | | | | | | | | | | | | | | | | | | | | | | | | | | | | | | | | | | | | | | | | | | | | |
| N/A | 162,823.43 | | | | | | | | | | | | | | | | | | | | | | | | | | | | | | | | | | | | | | | | | | | | | | | | | | | | | | | | | | | | | | | | |
| Custom Metals Incorporated | 117,339.41 | | | | | | | | | | | | | | | | | | | | | | | | | | | | | | | | | | | | | | | | | | | | | | | | | | | | | | | | | | | | | | | | |
| Grassblue Ltd. | 45,471.00 | | | | | | | | | | | | | | | | | | | | | | | | | | | | | | | | | | | | | | | | | | | | | | | | | | | | | | | | | | | | | | | | |
| Groene Kater BVBA | 34,158.38 | | | | | | | | | | | | | | | | | | | | | | | | | | | | | | | | | | | | | | | | | | | | | | | | | | | | | | | | | | | | | | | | |
| Kinnareds Träindustri AB | 33,911.18 | | | | | | | | | | | | | | | | | | | | | | | | | | | | | | | | | | | | | | | | | | | | | | | | | | | | | | | | | | | | | | | | |
| Lyselette Lamper A/S | 790.40 | | | | | | | | | | | | | | | | | | | | | | | | | | | | | | | | | | | | | | | | | | | | | | | | | | | | | | | | | | | | | | | | |
| Service Electronics Ltd. | 0.00 | | | | | | | | | | | | | | | | | | | | | | | | | | | | | | | | | | | | | | | | | | | | | | | | | | | | | | | | | | | | | | | | |
| Total | 4,929,658.98 | | | | | | | | | | | | | | | | | | | | | | | | | | | | | | | | | | | | | | | | | | | | | | | | | | | | | | | | | | | | | | | | |
| Item Base Unit of Measure Code | Stock Value | | | | | | | | | | | | | | | | | | | | | | | | | | | | | | | | | | | | | | | | | | | | | | | | | | | | | | | | | | | | | | | | |
| PCS | 4,867,788.93 | | | | | | | | | | | | | | | | | | | | | | | | | | | | | | | | | | | | | | | | | | | | | | | | | | | | | | | | | | | | | | | | |
| BOX | 36,745.87 | | | | | | | | | | | | | | | | | | | | | | | | | | | | | | | | | | | | | | | | | | | | | | | | | | | | | | | | | | | | | | | | |
| CAN | 25,124.18 | | | | | | | | | | | | | | | | | | | | | | | | | | | | | | | | | | | | | | | | | | | | | | | | | | | | | | | | | | | | | | | | |
| Total | 4,929,658.98 | | | | | | | | | | | | | | | | | | | | | | | | | | | | | | | | | | | | | | | | | | | | | | | | | | | | | | | | | | | | | | | | |
| <table><tr><th>Item Category</th><th>Stock Value</th></tr><tr><td>SPORT</td><td>1,242,707.79</td></tr><tr><td>OFFICE</td><td>1,127,707.65</td></tr><tr><td>MEUBILAIR</td><td>941,178.05</td></tr><tr><td>N/A</td><td>694,951.61</td></tr><tr><td>HARDWARE</td><td>301,642.09</td></tr><tr><td>TABLE</td><td>218,030.60</td></tr><tr><td>CHAIR</td><td>177,263.60</td></tr><tr><td>MISC</td><td>135,592.60</td></tr><tr><td>SOFTWARE</td><td>90,584.99</td></tr><tr><td>Total</td><td>4,929,658.98</td></tr></table> | Item Category | Stock Value | SPORT | 1,242,707.79 | OFFICE | 1,127,707.65 | MEUBILAIR | 941,178.05 | N/A | 694,951.61 | HARDWARE | 301,642.09 | TABLE | 218,030.60 | CHAIR | 177,263.60 | MISC | 135,592.60 | SOFTWARE | 90,584.99 | Total | 4,929,658.98 | <table><tr><th>Gen Prod Posting Group Description</th><th>Stock Value</th></tr><tr><td>N/A</td><td>3,703,820.57</td></tr><tr><td>Retail</td><td>604,524.78</td></tr><tr><td>Raw Materials</td><td>592,161.13</td></tr><tr><td>Capacities</td><td>29,152.50</td></tr><tr><td>Total</td><td>4,929,658.98</td></tr></table> | Gen Prod Posting Group Description | Stock Value | N/A | 3,703,820.57 | Retail | 604,524.78 | Raw Materials | 592,161.13 | Capacities | 29,152.50 | Total | 4,929,658.98 | <table><tr><th>Gen Prod Posting Group Description</th><th>Stock Value</th></tr><tr><td>N/A</td><td>3,703,820.57</td></tr><tr><td>Retail</td><td>604,524.78</td></tr><tr><td>Raw Materials</td><td>592,161.13</td></tr><tr><td>Capacities</td><td>29,152.50</td></tr><tr><td>Total</td><td>4,929,658.98</td></tr></table> | Gen Prod Posting Group Description | Stock Value | N/A | 3,703,820.57 | Retail | 604,524.78 | Raw Materials | 592,161.13 | Capacities | 29,152.50 | Total | 4,929,658.98 | <table><tr><th>Item Discount Group</th><th>Stock Value</th></tr><tr><td>RESALE</td><td>1,973,579.18</td></tr><tr><td>FINISHED</td><td>1,181,917.61</td></tr><tr><td>A</td><td>818,321.89</td></tr><tr><td>RAW MAT</td><td>629,983.99</td></tr><tr><td>N/A</td><td>300,732.13</td></tr><tr><td>B</td><td>25,124.18</td></tr><tr><td>Total</td><td>4,929,658.98</td></tr></table> | Item Discount Group | Stock Value | RESALE | 1,973,579.18 | FINISHED | 1,181,917.61 | A | 818,321.89 | RAW MAT | 629,983.99 | N/A | 300,732.13 | B | 25,124.18 | Total | 4,929,658.98 |
| Item Category | Stock Value | | | | | | | | | | | | | | | | | | | | | | | | | | | | | | | | | | | | | | | | | | | | | | | | | | | | | | | | | | | | | | | | |
| SPORT | 1,242,707.79 | | | | | | | | | | | | | | | | | | | | | | | | | | | | | | | | | | | | | | | | | | | | | | | | | | | | | | | | | | | | | | | | |
| OFFICE | 1,127,707.65 | | | | | | | | | | | | | | | | | | | | | | | | | | | | | | | | | | | | | | | | | | | | | | | | | | | | | | | | | | | | | | | | |
| MEUBILAIR | 941,178.05 | | | | | | | | | | | | | | | | | | | | | | | | | | | | | | | | | | | | | | | | | | | | | | | | | | | | | | | | | | | | | | | | |
| N/A | 694,951.61 | | | | | | | | | | | | | | | | | | | | | | | | | | | | | | | | | | | | | | | | | | | | | | | | | | | | | | | | | | | | | | | | |
| HARDWARE | 301,642.09 | | | | | | | | | | | | | | | | | | | | | | | | | | | | | | | | | | | | | | | | | | | | | | | | | | | | | | | | | | | | | | | | |
| TABLE | 218,030.60 | | | | | | | | | | | | | | | | | | | | | | | | | | | | | | | | | | | | | | | | | | | | | | | | | | | | | | | | | | | | | | | | |
| CHAIR | 177,263.60 | | | | | | | | | | | | | | | | | | | | | | | | | | | | | | | | | | | | | | | | | | | | | | | | | | | | | | | | | | | | | | | | |
| MISC | 135,592.60 | | | | | | | | | | | | | | | | | | | | | | | | | | | | | | | | | | | | | | | | | | | | | | | | | | | | | | | | | | | | | | | | |
| SOFTWARE | 90,584.99 | | | | | | | | | | | | | | | | | | | | | | | | | | | | | | | | | | | | | | | | | | | | | | | | | | | | | | | | | | | | | | | | |
| Total | 4,929,658.98 | | | | | | | | | | | | | | | | | | | | | | | | | | | | | | | | | | | | | | | | | | | | | | | | | | | | | | | | | | | | | | | | |
| Gen Prod Posting Group Description | Stock Value | | | | | | | | | | | | | | | | | | | | | | | | | | | | | | | | | | | | | | | | | | | | | | | | | | | | | | | | | | | | | | | | |
| N/A | 3,703,820.57 | | | | | | | | | | | | | | | | | | | | | | | | | | | | | | | | | | | | | | | | | | | | | | | | | | | | | | | | | | | | | | | | |
| Retail | 604,524.78 | | | | | | | | | | | | | | | | | | | | | | | | | | | | | | | | | | | | | | | | | | | | | | | | | | | | | | | | | | | | | | | | |
| Raw Materials | 592,161.13 | | | | | | | | | | | | | | | | | | | | | | | | | | | | | | | | | | | | | | | | | | | | | | | | | | | | | | | | | | | | | | | | |
| Capacities | 29,152.50 | | | | | | | | | | | | | | | | | | | | | | | | | | | | | | | | | | | | | | | | | | | | | | | | | | | | | | | | | | | | | | | | |
| Total | 4,929,658.98 | | | | | | | | | | | | | | | | | | | | | | | | | | | | | | | | | | | | | | | | | | | | | | | | | | | | | | | | | | | | | | | | |
| Gen Prod Posting Group Description | Stock Value | | | | | | | | | | | | | | | | | | | | | | | | | | | | | | | | | | | | | | | | | | | | | | | | | | | | | | | | | | | | | | | | |
| N/A | 3,703,820.57 | | | | | | | | | | | | | | | | | | | | | | | | | | | | | | | | | | | | | | | | | | | | | | | | | | | | | | | | | | | | | | | | |
| Retail | 604,524.78 | | | | | | | | | | | | | | | | | | | | | | | | | | | | | | | | | | | | | | | | | | | | | | | | | | | | | | | | | | | | | | | | |
| Raw Materials | 592,161.13 | | | | | | | | | | | | | | | | | | | | | | | | | | | | | | | | | | | | | | | | | | | | | | | | | | | | | | | | | | | | | | | | |
| Capacities | 29,152.50 | | | | | | | | | | | | | | | | | | | | | | | | | | | | | | | | | | | | | | | | | | | | | | | | | | | | | | | | | | | | | | | | |
| Total | 4,929,658.98 | | | | | | | | | | | | | | | | | | | | | | | | | | | | | | | | | | | | | | | | | | | | | | | | | | | | | | | | | | | | | | | | |
| Item Discount Group | Stock Value | | | | | | | | | | | | | | | | | | | | | | | | | | | | | | | | | | | | | | | | | | | | | | | | | | | | | | | | | | | | | | | | |
| RESALE | 1,973,579.18 | | | | | | | | | | | | | | | | | | | | | | | | | | | | | | | | | | | | | | | | | | | | | | | | | | | | | | | | | | | | | | | | |
| FINISHED | 1,181,917.61 | | | | | | | | | | | | | | | | | | | | | | | | | | | | | | | | | | | | | | | | | | | | | | | | | | | | | | | | | | | | | | | | |
| A | 818,321.89 | | | | | | | | | | | | | | | | | | | | | | | | | | | | | | | | | | | | | | | | | | | | | | | | | | | | | | | | | | | | | | | | |
| RAW MAT | 629,983.99 | | | | | | | | | | | | | | | | | | | | | | | | | | | | | | | | | | | | | | | | | | | | | | | | | | | | | | | | | | | | | | | | |
| N/A | 300,732.13 | | | | | | | | | | | | | | | | | | | | | | | | | | | | | | | | | | | | | | | | | | | | | | | | | | | | | | | | | | | | | | | | |
| B | 25,124.18 | | | | | | | | | | | | | | | | | | | | | | | | | | | | | | | | | | | | | | | | | | | | | | | | | | | | | | | | | | | | | | | | |
| Total | 4,929,658.98 | | | | | | | | | | | | | | | | | | | | | | | | | | | | | | | | | | | | | | | | | | | | | | | | | | | | | | | | | | | | | | | | |