

Purchase by Year

- 2019
- 2020
- 2021
- 2022
- 2023
- 2024

- 1
- 2
- 3
- 4
- 5
- 6
- 7
- 8
- 9
- 10
- 11
- 12

Net Purchase

21.9M

No of Documents

12.6K

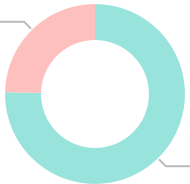
Purchase Item

17.3M

Purchase GL

4.3M

NL 5.4M



UK 16.5M

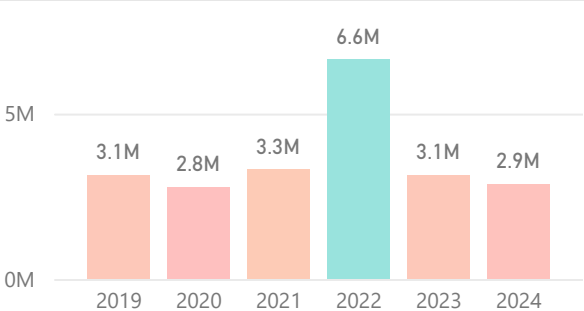
Gen Prod Gr	Purchase	YTD Var	Var %	# Vend
RETAIL	13,905,690	-42,524	-2.30 %	50
RETAILHAND	3,386,065			41
MISC	2,708,449	332,699	70.15 %	25
DIENSTEN	1,043,822			16
RAW MAT	497,070	38,199	351.67 %	48
NO VAT	217,824	5,118	8.86 %	3
Total	21,859,254	-271,679	-8.65 %	71

Vendor Posting Group	Purchase Cost	YTD Var	YTD Var %	# Vendors
FOREIGN	9,265,360	-1,343,758	-49.14 %	46
DOMESTIC	7,185,928	1,072,080	263.39 %	16
BUITEN EU	3,211,460			40
BINNENLAND	1,511,348			10
N/A	672,172	-1	-100.00...	1
EU	12,986			8
Total	21,859,254	-271,679	-8.65 %	71

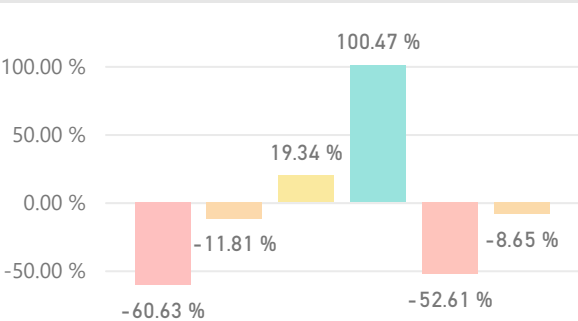
Country Name	Purchase Cost	YTD Var	YTD Var %	# Vendors
United Kingdom	8,520,553	1,072,080	263.39 %	12
Austria	1,790,336	-100,755	-28.00 %	4
Spain	1,306,970	-706,271	-99.57 %	2
Norway	1,164,969	402,886	1,254.5...	2
France	1,008,595	-90,899	-57.95 %	5
Germany	891,109	2,493	1.80 %	5
Switzerland	873,962	-162,425	-74.63 %	3
N/A	672,172	-1	-100.00...	1
Total	21,859,254	-271,679	-8.65 %	71

Vendor Name	Purchase	YTD Var	YTD Var %
London Postmaster	5,480,154	717,987	11,112.6...
Paul Brettschneider KG	1,324,361	23,447	9.95 %
Transporte Roas	1,126,047	-660,812	-99.54 %
Mïbelhuset AS	870,000	435,000	
Lewis Home Furniture	815,600	407,800	
N/A	672,172	-1	-100.00 %
Mortimor Car Company	522,692	-56,163	-65.18 %
CoolWood Technologies	473,119	110,850	174.15 %
Belle et Belle	439,295	-96,042	-83.94 %
US G... ..	421,225	2,225	15.12 %
Total	21,859,254	-271,679	-8.65 %

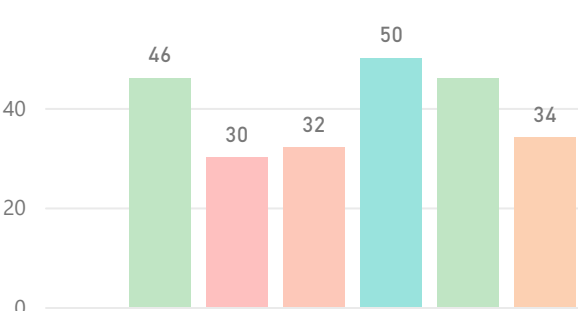
Purchase Amount



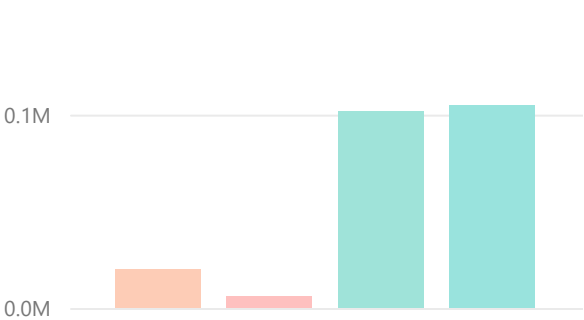
Purchase Amount Variance %



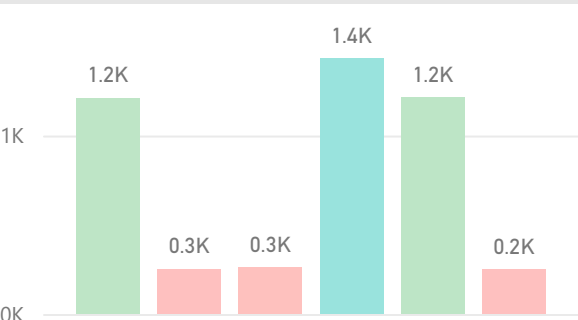
Number of Vendors



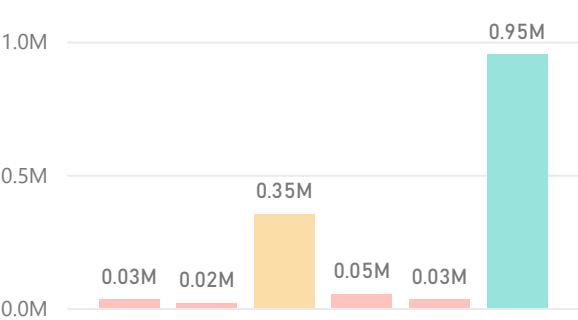
Purchase Discount Amount



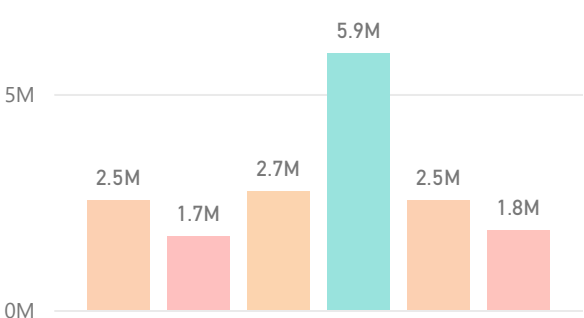
Number of Purchase Invoices



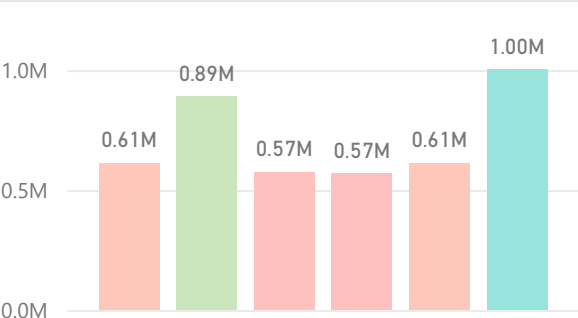
Purchase Invoiced Quantity



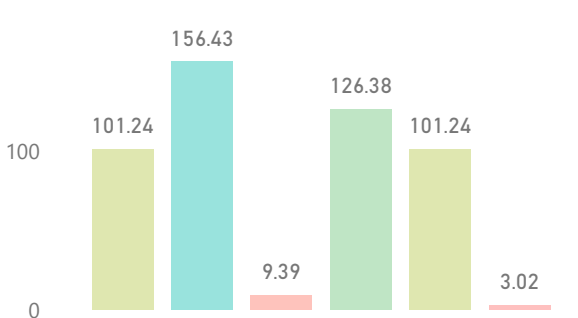
Purchase Item



Purchase GL



Avg Purchase Price



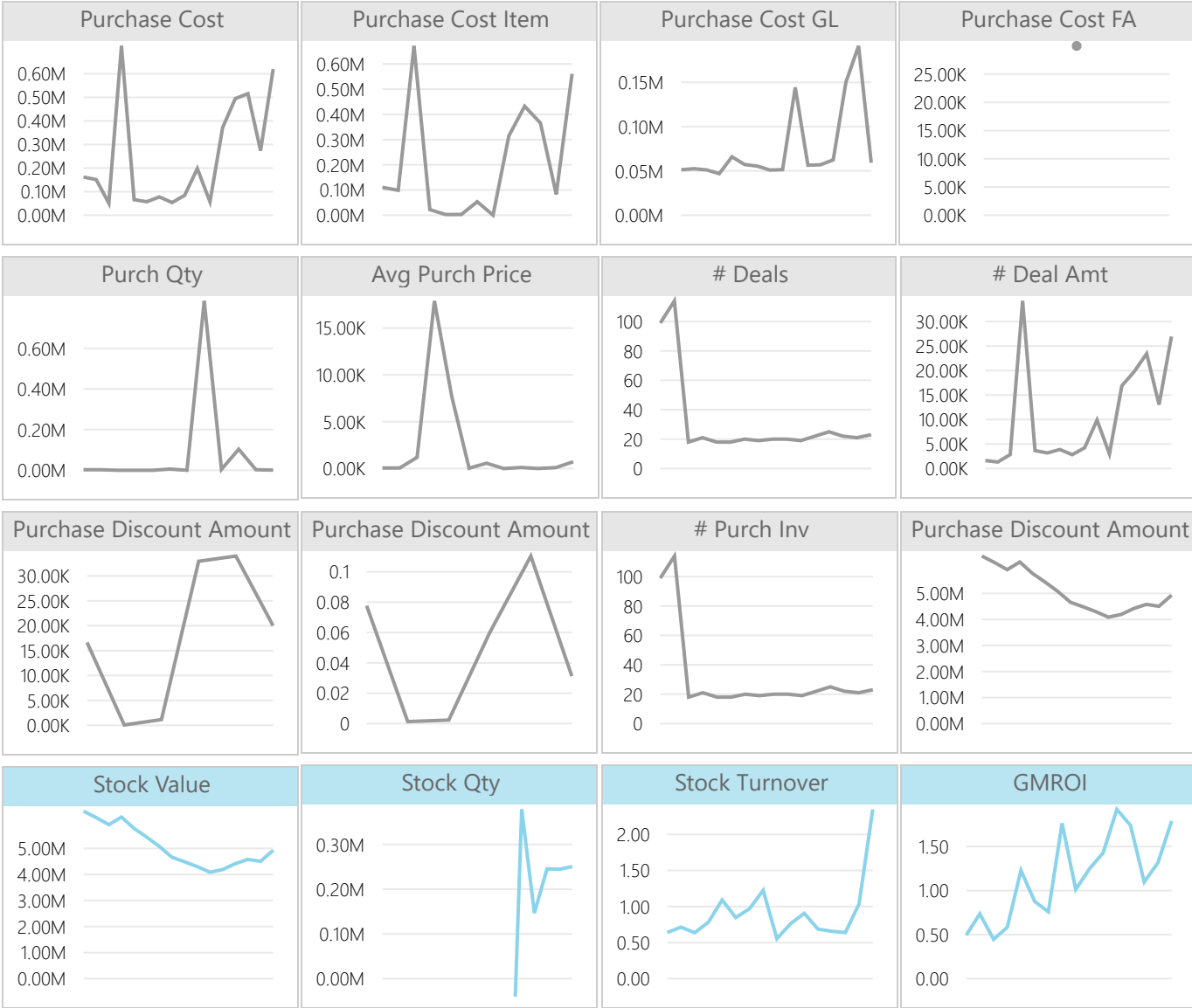
Purchase Overview

Last 24 Months

9/1/2023 - 8/31/2025

Net Purchase
4.0M
Purchase Item
2.7M

No of Documents
1,759
Purchase GL
1.2M



Company short name	Purchase	YTD Var	Days Last Purch	Purchase Order Amt	Payables Balance	Payables Overdue %	# Open Doc	Payables Turnover
NL			1,472		1,120,044	100.00 %	145	
UK	3,952,600	-271,679	11		1,739,247	99.56 %	665	137
Total	3,952,600	-271,679	11		2,859,292	99.74 %	810	229

Vendor Posting Group	Purchase	YTD Var	Days Last Purch	Purchase Order Amt	Payables Balance	Payables Overdue %	# Open Doc	Payables Turnover
FOREIGN	2,425,856	-1,343,758	11		1,016,689	99.26 %	528	169
DOMESTIC	1,526,744	1,072,080	25		696,721	100.00 %	117	111
N/A	0	-1	432					
BINNENLAND			1,486		462,916	100.00 %	29	
Total	3,952,600	-271,679	11		2,859,292	99.74 %	810	229

Vendor Name	Purchase Cost	Days Last Purchase	# Invoices	Purchase Order Amt	Payables Balance	Payables Overdue %	# Open Doc	Turn Days
London Postmaster	726,685	25	21		664,056	100.00 %	38	147
Transporte Roas	645,533	225	10		59,650	100.00 %	21	68
Möbelhuset AS	435,000	91	2					
Lewis Home Furni...	407,800	121	1					
Paul Brettschneide...	335,712	29	16		98,046	100.00 %	22	126
CoolWood Techno...	180,574	61	7		321,961	100.00 %	15	461
American Wood E...	175,075	32	1		252,869	100.00 %	4	250
BI4DYNAMICS Ltd.	108,867	29	17		51,356	100.00 %	21	236
KKA Büromaschin...	86,631	152	1		100,703	100.00 %	7	111
Club Euroamis	61,959	24	16		42,713	100.00 %	21	121
Cronus Cardoxy S...	59,484	11	16		1,489	63.49 %	18	94
JB-Spedition	58,012	12	21		63,263	95.61 %	34	162
Total	3,952,600	11	499		2,859,292	99.74 %	810	229

Type Name	Purchase Cost	Inventory Posting Group Code	Purchase Cost	Item Discount Group	Purchase Cost
Item	2,718,839	FINISHED	2,631,610	N/A	1,440,307
GL Account	1,203,761	N/A	1,233,761	RESALE	873,322
Fixed Assets	30,000	RESALE	87,229	FINISHED	816,054
Total	3,952,600	Total	3,952,600	A	792,490
				RAW MAT	30,054
				B	373
				Total	3,952,600

Purchase and Payables  
by Vendor

2019	2020	2021	Purch Cost Amt	Balance	Net Change	Turnover Days	Overdue	Overdue %
2022	2023	2024	12.6M	2.9M	-894.0K	160	2.9M	99.74 %

Vendor	Purchase Cost	Days Last Purchase	No of Open Doc	No of Invoices	No of Credit Memos	Purchase Order Amt	Payables Balance	Payables Overdue	Payables Overdue %	Payment Terms	Turnover Days	Vendor Net Change	Vendor Posting Group	Purchase Cost	Payables Balance
11 - London Postmaster	2,055,282	25	49	50	4		549,960	549,960	100.00 %	26	119	-85,053	FOREIGN	8,504,271	1,016,689
62 - Transporte Roas	1,085,222	225	62	67			59,650	59,650	100.00 %	20	81	0	DOMESTIC	4,136,072	696,721
75 - Paul Brettschneider KG	707,021	29	29	36			95,011	95,011	100.00 %	20	127	-33,065	N/A	1	
48 - Mřbelhuset AS	435,000	91		2									INNENLAND		462,916
23 - CoolWood Technologies	419,296	61	52	63			228,300	228,300	100.00 %	16	155	-218,128	BUTEN EU		657,128
40 - Lewis Home Furniture	407,800	121		1									Total	12,640,344	2,859,292
59 - JB-Spedition	352,712	12	102	104			63,263	60,484	95.61 %	19	75	-46,706			
47 - Kinnareds Träindustri AB	324,336	456	68	74			9,771	9,771	100.00 %	20	34	-3,584			
41 - Kradolf Zimmerdecke AG	306,189	452	58	67			19,802	19,802	100.00 %	20	63	-9,901			
73 - Mortimor Car Company	298,529	238	60	72			19,781	19,781	100.00 %	20	98	-100,809			
57 - Belle et Belle	291,497	12	89	89			42,411	38,236	90.16 %	20	103	-14,520			
18 - Comacycle	272,894	444	60	68			24,714	24,714	100.00 %	20	101	0			
66 - Stilmřbler as	262,854	442	45	57			22,434	22,434	100.00 %	20	86	-11,217			
76 - TON s.r.o.	260,804	12	86	90			32,941	32,907	99.90 %	20	125	-17,920			
31 - OakvilleWorld	260,573	432	47	63			10,404	10,404	100.00 %	20	41	-5,202			
71 - Furniture Industries	259,143	122	42	50			37,500	37,500	100.00 %	20	77	-37,500			
26 - American Wood Exports	255,889	32	2	3			175,075	175,075	100.00 %	8	728	-175,075			
37 - IVERKA POHISTVO d.o.o.	237,767	494	52	55			18,014	18,014	100.00 %	20	88	-5,580			
14 - KDHL99 Sdn Bhd	237,460	442	57	73			5,883	5,883	100.00 %	20	32	-2,942			
58 - BI4DYNAMICS Ltd.	226,071	29	33	37			51,356	51,356	100.00 %	20	269	0			
25 - Koekamp Leerindustrie	216,996	121	52	69			5,369	5,369	100.00 %	20	33	-2,211			
54 - WalkerHolland	199,302	431	59	59			4,105	4,105	100.00 %	50	84	0			
29 - Groene Kater BVBA	192,149	366	58	59			40,171	40,171	100.00 %	20	180	-17,863			
Total	12,640,344	11	2,587	2,889	4		2,859,292	2,851,719	99.74 %	22	160	-894,028			
Gen Bus Posting Group	Purchase Cost	Days Last Purchase	No of Open Doc	No of Invoices	No of Credit Memos	Purchase Order Amt	Payables Balance	Payables Overdue	Payables Overdue %	Payment Terms	Turnover Days	Vendor Net Change	Country Name	Purchase Cost	Payables Balance
NON EU	4,640,337	11	1,307	1,494			443,352	442,732	99.86 %	19	72	-297,628	United Kingdom	4,136,072	948,283
NATIONAL	4,136,072	25	390	468	4		486,059	486,059	100.00 %	26	69	-537,377	Spain	1,220,687	231,673
EU	3,863,934	12	778	927			543,529	536,575	98.72 %	19	108	-213,368	Austria	1,048,795	144,789
N/A	1	432										154,345	Norway	697,854	22,434
INNENLAND		1,486	23				462,224	462,224	100.00 %				Germany	633,382	202,731
BUTEN EU		1,473	54				503,705	503,705	100.00 %				Switzerland	579,480	61,110
DOMESTIC - Domestic customers and vendors		1,433	11				210,662	210,662	100.00 %				Sweden	467,283	49,652
EU - Customers and vendors in EU		1,433	20				25,838	25,838	100.00 %				Morocco	447,520	25,169
EXPORT - Other customers and vendors (not EU)		1,434	4				183,924	183,924	100.00 %				France	418,663	403,945
Total	12,640,344	11	2,587	2,889	4		2,859,292	2,851,719	99.74 %	22	160	-894,028	Canada	416,470	13,214
													Slovenia	413,934	19,251
													USA	365,799	366,024
													Belgium	325,410	82,139
													Czech Republic	309,444	33,094
													Denmark	289,225	14,154
													Malaysia	272,008	6,342
													Total	12,640,344	2,859,292

Purchase and Payables  
by Date

2019

2020

2021

2022

2023

2024

Purch Cost Amt

6.0M

Balance

2.9M

Net Change

- 160.6K

Overdue

2.9M

Overdue %

99.74 %



Year	Purchase Cost	Open Doc	No of Invoices	Credit Memos	Purchase Order Amt	Payables Balance	Payables Overdue	Payables Overdue %	Payment Terms	Turnover Days	Vendor Net Change	Vendor Posting Group	Purchase Cost	Payables Balance
2023	3,141,623	1,311	1,211			2,738,473	2,059,386	75.20 %	22	129	-39,794	FOREIGN	4,125,426	1,016,689
2023 - Jan	226,352	311	125			2,559,552	2,337,096	91.31 %	20	73	139,127	DOMESTIC	1,886,141	696,721
2023 - Feb	226,843	308	95			2,609,461	2,340,522	89.69 %	20	198	-49,909	N/A	1	
2023 - Mar	266,361	331	158			3,519,279	3,205,334	91.08 %	20	79	-909,819	BINNENLAND		462,916
2023 - Apr	392,342	353	136			3,774,431	3,192,869	84.59 %	21	72	-255,152	BUITEN EU		657,128
2023 - May	257,132	436	102			3,192,273	2,018,727	63.24 %	23	254	582,158	Total	6,011,568	2,859,292
2023 - Jun	198,236	458	124			3,198,831	2,984,737	93.31 %	22	302	-6,558			
2023 - Jul	214,969	458	115			2,305,078	2,063,311	89.51 %	-17	202	893,753			
2023 - Aug	276,733	417	104			2,484,502	2,186,953	88.02 %	24	166	-179,424			
2023 - Sep	161,848	413	99			2,501,270	2,342,442	93.65 %	21	168	-16,768			
2023 - Oct	151,417	431	114			2,594,005	2,446,642	94.32 %	2	238	-92,734			
2023 - Nov	51,145	346	18			2,069,738	2,065,663	99.80 %	20	1,501	524,266			
2023 - Dec	718,246	276	21			2,738,473	2,059,386	75.20 %	20	91	-668,735			
2024	2,869,944	503	247			2,859,292	2,851,719	99.74 %	18	243	-120,819	NON EU	2,128,860	443,352
2024 - Jan	65,942	276	18			3,066,523	3,057,814	99.72 %	20	129	-328,051	EU	1,996,566	543,529
2024 - Feb	57,239	273	18			3,081,685	3,073,263	99.73 %	20	1,654	-15,162	NATIONAL	1,886,141	486,059
2024 - Mar	77,686	278	20			4,022,684	3,958,710	98.41 %	21	154	-940,999	N/A	1	
2024 - Apr	53,677	286	19			2,764,092	2,749,263	99.46 %	20	110	1,258,593	BINNENLAND		462,224
2024 - May	84,575	276	20			2,482,298	2,445,270	98.51 %	20	999	281,794	BUITEN EU		503,705
2024 - Jun	197,943	279	20			2,215,866	2,208,657	99.67 %	7	383	266,432	DOMESTIC - Domestic customers and vendors		210,662
2024 - Jul	56,721	278	19			2,214,937	2,206,333	99.61 %	20	1,300	929	EU - Customers and vendors		25,838
2024 - Aug	371,570	276	22			2,484,562	2,435,427	98.02 %	11	167	-269,625	Total	6,011,568	2,859,292
2024 - Sep	494,768	282	25			2,377,205	2,354,595	99.05 %	20	859	107,357			
2024 - Oct	515,841	292	22			2,597,973	2,326,332	89.54 %	20	273	-220,768			
2024 - Nov	273,937	288	21			2,840,215	2,650,099	93.31 %	6	297	-242,241			
2024 - Dec	620,046	296	23			2,859,292	2,851,719	99.74 %	20	1,581	-19,077			
Total	6,011,568	1,558	1,458			2,859,292	2,851,719	99.74 %	21	172	-160,613			

Gen Bus Posting Group	Purchase Cost	Days Last Purchase	Open Doc	No of Invoices	Credit Memos	Purchase Order Amt	Payables Balance	Payables Overdue	Payables Overdue %	Payment Terms	Turnover Days	Vendor Net Change
NON EU	2,128,860	11	793	769			443,352	442,732	99.86 %	18	103	-57,620
EU	1,996,566	12	440	476			543,529	536,575	98.72 %	18	124	334,814
NATIONAL	1,886,141	25	213	213			486,059	486,059	100.00 %	22	65	-437,807
N/A	1	432										
BINNENLAND		1,486	23				462,224	462,224	100.00 %			
BUITEN EU		1,473	54				503,705	503,705	100.00 %			
DOMESTIC - Domestic customers and vendors		1,433	11				210,662	210,662	100.00 %			
Total	6,011,568	11	1,558	1,458			2,859,292	2,851,719	99.74 %	21	172	-160,613

Vendor Name	Purchase Cost	Payables Balance
London Postma...	730,909	664,056
Transporte Roas	666,972	59,650
Paul Brettschnei...	494,823	98,046
Mfbelhuset AS	435,000	
Lewis Home Fur...	407,800	
CoolWood Tech...	238,156	321,961
American Wood...	175,075	252,869
BI4DYNAMICS L...	149,461	51,356
Belle et Belle	132,804	44,232
OakvilleWorld	122,942	10,404
Mortimor Car C...	116,163	19,781
JB-Spedition	109,692	63,263
Kradolf Zimmer...	108,850	19,802
POIIORLES d.d.	107,932	118
Mundersand Co...	98,522	2,166
Technische Betri...	93,622	38,860
Club Euroamis	90,023	42,713
Total	6,011,568	2,859,292

Purchase by Vendor

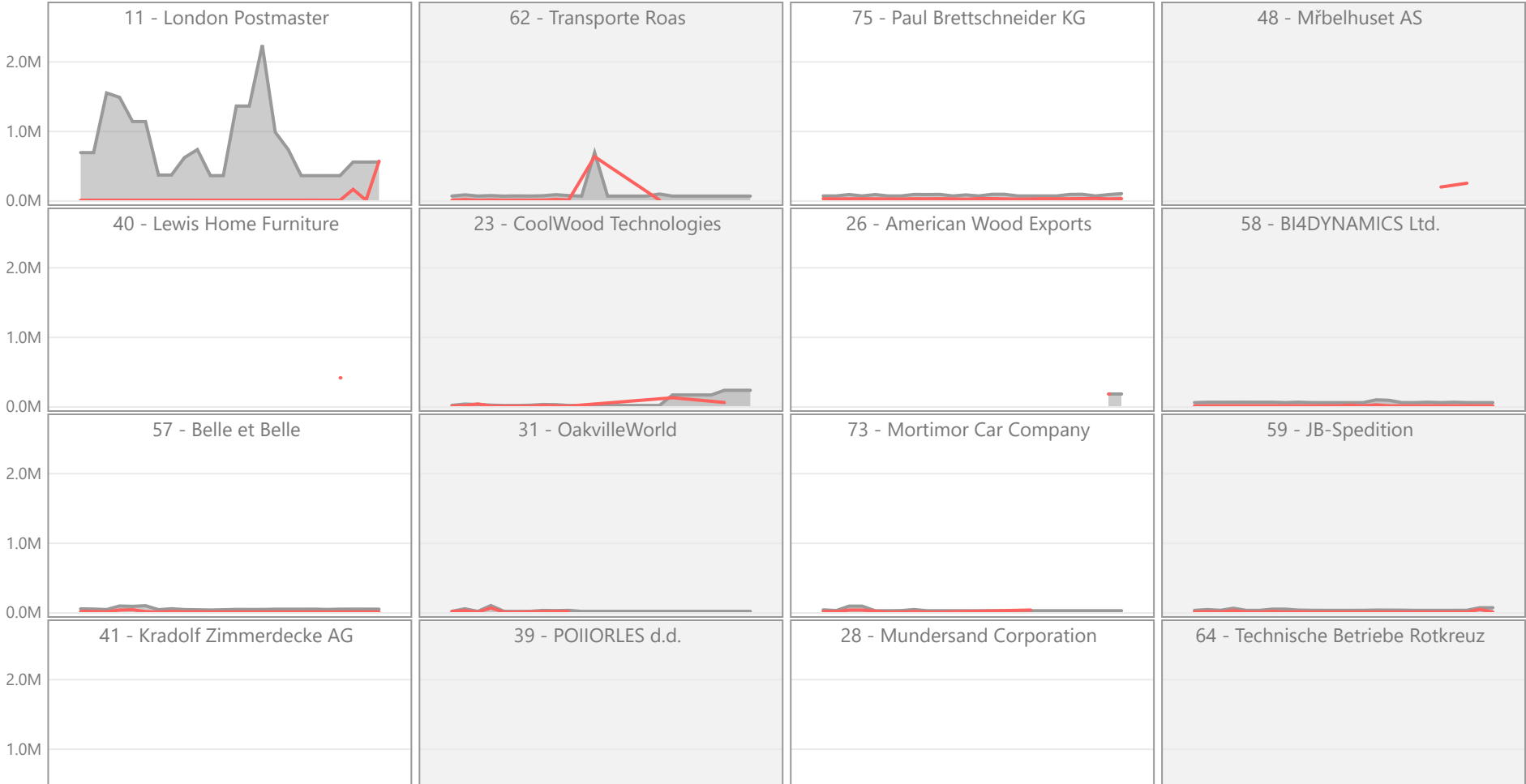
201920202021202220232024

Vendor Name	Purchase Cost	Payables Balance	Turn Days
London Postmaster	730,909	664,056	121
Transporte Roas	666,972	59,650	90
Paul Brettschneid...	494,823	98,046	126
Mřbelhuset AS	435,000		
Lewis Home Furni...	407,800		
CoolWood Techn...	238,156	321,961	406
American Wood E...	175,075	252,869	364
BI4DYNAMICS Ltd.	149,461	51,356	264
Belle et Belle	132,804	44,232	121
OakvilleWorld	122,942	10,404	45
Mortimor Car Co...	116,163	19,781	109
JB-Spedition	109,692	63,263	119
Kradolf Zimmerde...	108,850	19,802	84
POIIORLES d.d.	107,932	118	10
Mundersand Corp...	98,522	2,166	27
Technische Betrie...	93,622	38,860	301
Club Euroamis	90,023	42,713	123
Cronus Cardoxy S...	88,077	1,489	95
KKA Büromaschin...	86,631	100,703	153
WalkerHolland	84,862	4,105	97
Sägewerk Mittersill	83,418	40,458	203
Groene Kater BVBA	79,746	40,171	237
Big 5 Video	78,556	1,098	154
KDHSL99 Sdn Bhd	74,793	5,883	47
Matter Transporte	70,374	2,449	69
Texpro Maroc	69,651	454	19
Total	6,011,568	2,859,292	172

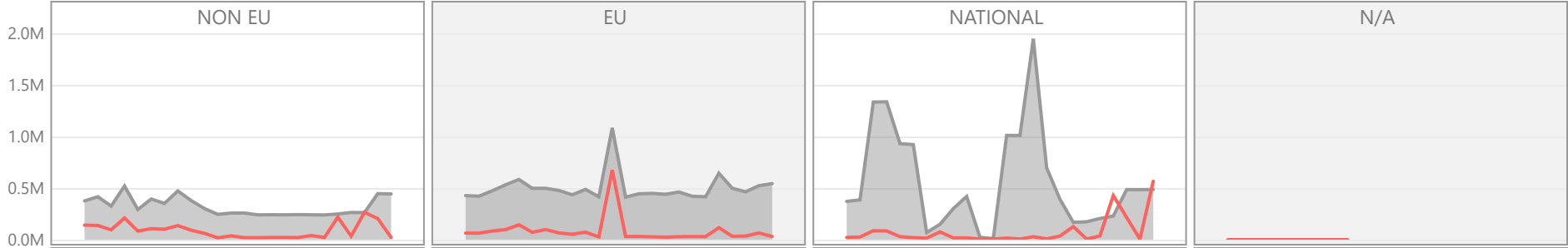
Gen Bus Posting Group	Purchase Cost	Payables Balance	Turn Days
NON EU	2,128,860	443,352	103
EU	1,996,566	543,529	124
NATIONAL	1,886,141	486,059	65
N/A	1		
BINNENLAND		462,224	
BUITEN EU		503,705	
DOMESTIC - Dom...		210,662	
EU - Customers an...		25.838	
Total	6,011,568	2,859,292	172

Purchase Cost and Payables Balance by Vendor and Month

Month (2023 - Jan - 2024 - Dec) Purchase Cost Payables Balance



Purchase Cost and Payables Balance by General Bussines Posting Group and Month



Purchase by Territory

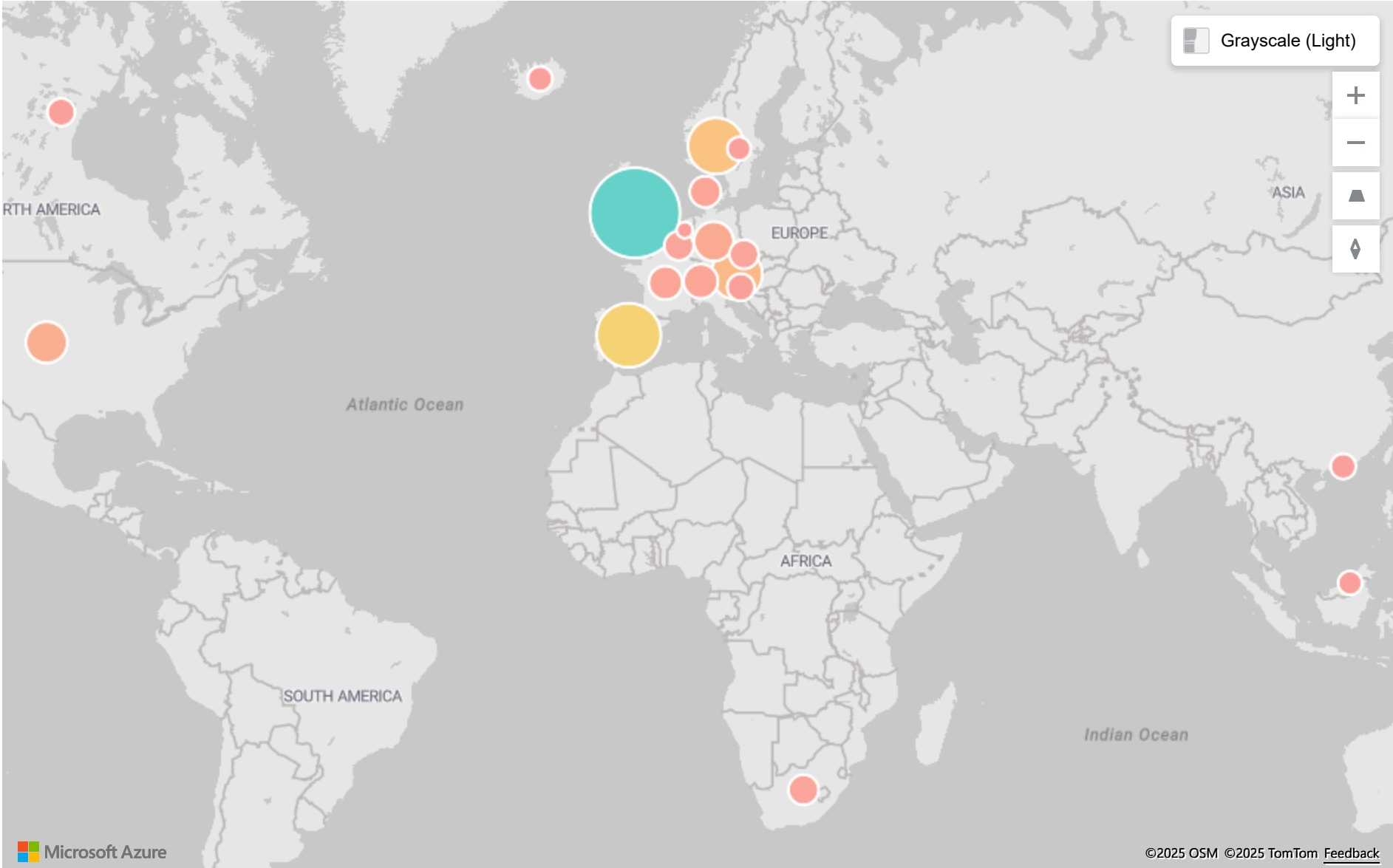
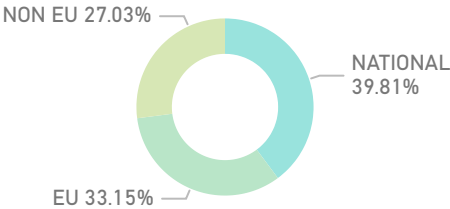
Last ▾

2

Years ▾

📅 10/1/2023 - 9/30/2025

Net Purchase	Discount	Invoiced Quantity
3.8M	104.8K	953.1K
Purchase Item	Purchase GL	No of Documents
2.6M	1.2M	1,515



Company short name	Purchase Amount	Payables Balance
UK	3,790,752	1,739,247
NL		1,120,044
Total	3,790,752	2,859,292

Country Name	Purchase Amount	Payables Balance
United Kingdom	1,509,262	948,283
Spain	636,361	231,673
Norway	441,120	22,434
Austria	336,571	144,789
USA	175,244	366,024
Germany	149,230	202,731
Switzerland	91,628	61,110
France	84,522	403,945
Denmark	63,533	14,154
South Africa	55,011	14,180
Belgium	48,524	82,139
Czech Republic	46,912	33,094
Canada	36,925	13,214
Total	3,790,752	2,859,292

Vendor Name	Purchase Amount	Payables Balance
London Postmaster	726,297	664,056
Transporte Roas	633,588	59,650
Mřbelhuset AS	435,000	
Lewis Home Furniture	407,800	
Paul Brettschneider KG	315,662	98,046
CoolWood Technologies	175,560	321,961
American Wood Exports	175,075	252,869
BI4DYNAMICS Ltd.	102,927	51,356
KKA Břromaschinen Gmbh	86,631	100,703
Club Euroamis	58,132	42,713
Cronus Cardoxy Sales	56,521	1,489
JB-Spedition	53,815	63,263
Big 5 Video	51,799	1,098
Matter Transporte	51,339	2,449
Furniture Industries	36,800	37,500
Technische Betriebe Rotkreuz	35,242	38,860
POIIORLES d.d.	35,181	118
Groene Kater BVBA	33,518	40,171
Mexican Gas Company	30,217	10,704
Total	3,790,752	2,859,292



Item Purchase

Net Purchase

Purch Var ACY

Purch Var ACY %

Invoiced Qty

2019

2020

2021

2022

2023

2024

10.3M

-692.7K

-27.37...

1M

Item Description	Purch Cost	Stock Value	Net Sales	Stock Turn Days	Profit %	Purch Inv Qty	Sales Inv Qty	Stock Qty	Days Last Purch	Days Last Sale
BI4Dynamics NAV	2,051,145	18,492	4,545,875	288	41.17%	642	964	10	121	
Bicycle	1,372,380	388,541	1,098,003	42	-16.68%	995	879	245	30	
ATHENS Euro Chair	685,124	250,121	1,097,923	337	55.00%	1,390	1,717	514	61	
Touring Bicycle	598,231	162,834	3,808,761	58	87.63%	1,242	1,341	110	30	
SAPPORO Whiteboard	598,109	142,783	997,772	499	34.76%	871	1,109	203	121	
BI4Dynamics AX	458,944	6,420	933,322	321	39.21%	404	567	8	121	
CALGARY Whiteboard	401,731	148,097	709,449	513	37.43%	610	802	218	121	11
ATLANTA Whiteboard	384,750	150,987	774,189	505	31.99%	570	882	227	121	
BI4Dynamics CRM	359,315	6,911	800,082	313	44.68%	619	876	22	121	
SARAJEVO Whiteboard	343,204	141,720	534,164	600	36.35%	506	588	200	121	9
ALBERTVILLE Whiteboard	315,227	145,966	559,276	631	40.28%	482	620	208	121	
GRENOBLE Whiteboard	263,356	0	484,711	380	32.22%	376	540	0	366	
PARIS Guest Chair	255,091	154,820	391,196	467	28.03%	1,936	3,093	913	91	
INNSBRUCK Storage Unit	145,151	60,414	289,783	387	46.38%	945	1,139	514	121	
CAPETOWN Leisure Chair	115,309	656	287,787	277	35.77%	373	694	4	366	
MS Dynamics CRM Lite	112,886	0	255,506	193	34.65%	635	1,006	0	152	
MUNICH Swivel Chair	106,298	11,220	196,322	319	33.68%	1,148	1,617	123	121	
MS Dynamics GP	102,255	57,565	177,400	186	52.20%	621	514	330	31	
LONDON Swivel Chair	98,687	73,162	86,219	633	64.70%	1,017	716	743	91	
ST.MORITZ Storage Unit	87,830	-9,600	244,798	265	52.44%	496	784	-100	366	5
OSLO Storage Unit	79,048	25,491	140,902	225	54.95%	956	945	219	61	
Pedestal	77,240	20,657	240,695	427	35.82%	373	884	101	366	
MS Dynamics NAV Lite	76,979	1,080	228,949	172	27.36%	717	1,582	18	366	
Back Wheel	70,997	29,895	194,060	595	43.69%	615	1,024	278	152	
MOSCOW Swivel Chair	59,876	9,994	112,649	375	34.26%	641	934	107	121	
Side Panel	53,837	96,821	84,360	2,185	47.00%	3,325	3,129	5,607	36	
Total	10,305,348	4,929,659	25,129,074	547	49.85%	1,033,941	1,311,377	250,680	25	

Item Category Description	Purch Cost	Stock Value	Net Sales	Stock Turn Days	Profit %	Purch Inv Qty	Sales Inv Qty	Stock Qty	Days Last Purch	Days Last Sale
N/A	10,305,348	4,398,772	25,129,074	501	49.85%	1,033,941	1,311,377	247,791	25	
Assorted Tables		218,031						602	1,826	1,433
Miscellaneous		135,593						454		1,436
Office Chair		177,264						1,833	1,444	1,434
Total	10,305,348	4,929,659	25,129,074	547	49.85%	1,033,941	1,311,377	250,680	25	

Item Vendor Name	Purch Cost	Stock Value
London Postmaster	5,108,571	1,748,680
CoolWood Technolo...	2,762,559	1,661,418
AR Day Property Ma...	1,454,613	888,328
BI4DYNAMICS Ltd.	604,141	236,740
Custom Metals Inco...	145,244	117,339
Grassblue Ltd.	126,961	45,471
N/A	53,788	162,823
Groene Kater BVBA	26,429	34,158
Kinnareds Träindustr...	21,456	33,911
Lyselette Lamper A/S	1,587	790
Service Electronics L...		0
Total	10,305,348	4,929,659

Year	Purch Cost	Stock Value	Stock Quantity
2022	5,936,368	8,063,211	-153,386
2022 - Jan	795,157	6,477,513	441,964
2022 - Feb	277,178	6,588,416	-157,027
2022 - Mar	776,742	6,878,514	-155,082
2022 - Apr	766,473	7,092,897	-153,101
2022 - May	738,147	7,521,150	-139,879
2022 - Jun	225,010	7,513,622	-141,747
2022 - Jul	287,943	7,387,075	-146,060
2022 - Aug	232,617	7,348,070	-148,252
2022 - Sep	523,781	7,589,872	-147,351
2022 - Oct	367,576	7,660,696	-149,466
2022 - Nov	196,671	7,588,626	-152,216
2022 - Dec	749,074	8,063,211	-153,386
2023	2,530,861	6,205,289	-424,434
2023 - Jan	175,293	7,983,381	-154,502
2023 - Feb	177,542	7,654,571	-407,612
2023 - Mar	214,791	7,426,437	-408,877
Total	10,305,348	4,929,659	250,680

Item Purchase											Net Purchase		Purch Var ACY		Purch Var ACY %		Invoiced Qty					
											4.4M		-692.7K		-27.37...		982K					
											2019		2020		2021		2022		2023		2024	
											Company short name		Purchase Cost		Profit %							
											UK		4,368,979		53.15%							
											Total		4,368,979		53.15%							
											Item Category Description		Purchase Cost		Profit %							
											N/A		4,368,979		53.15%							
											Total		4,368,979		53.15%							
											Country Name		Purch Cost		Purch Qty							
											United Kingdom		1,529,489		146,715							
											Spain		712,431		1,623							
											Norway		467,114		2,964							
											Germany		230,394		5,566							
											Canada		221,837		3,249							
											Switzerland		166,327		2,220							
											Sweden		138,748		3,456							
											Austria		124,202		2,148							
											Slovenia		119,365		1,806							
											Belgium		112,148		1,789							
											USA		102,064		896							
											Total		4,368,979		981,505							
											Vendor Name		Purch Cost		Purch Qty							
											Transporte Roas		666,972		1,044							
											London Postmaster		627,771		101,030							
											Mr̂belhuset AS		435,000		1,850							
											Lewis Home Furniture		407,800		1,000							
											CoolWood Technologies		150,656		8,928							
											OakvilleWorld		122,942		1,717							
											Kradolf Zimmerdecke AG		108,850		1,537							
											Mundersand Corporation		98,522		1,302							
											Belle et Belle		98,270		1,094							
											KKA Büromaschinen Gmbh		86,631		1,797							
											Mortimor Car Company		86,163		934							
											WalkerHolland		84,862		986							
											Sägewerk Mittersill		83,418		1,029							
											Groene Kater BVRA		79,746		1,060							
											Total		4,368,979		981,505							
											Item Category Description		Purch Cost		Stock Value		Net Sales					
											N/A		4,368,979		4,398,772		18,458,506					
											Assorted Tables				218,031							
											Miscellaneous				135,593							
											Office Chair				177,264							
											Total		4,368,979		4,929,659		18,458,506					



Item Table

201920202021202220232024

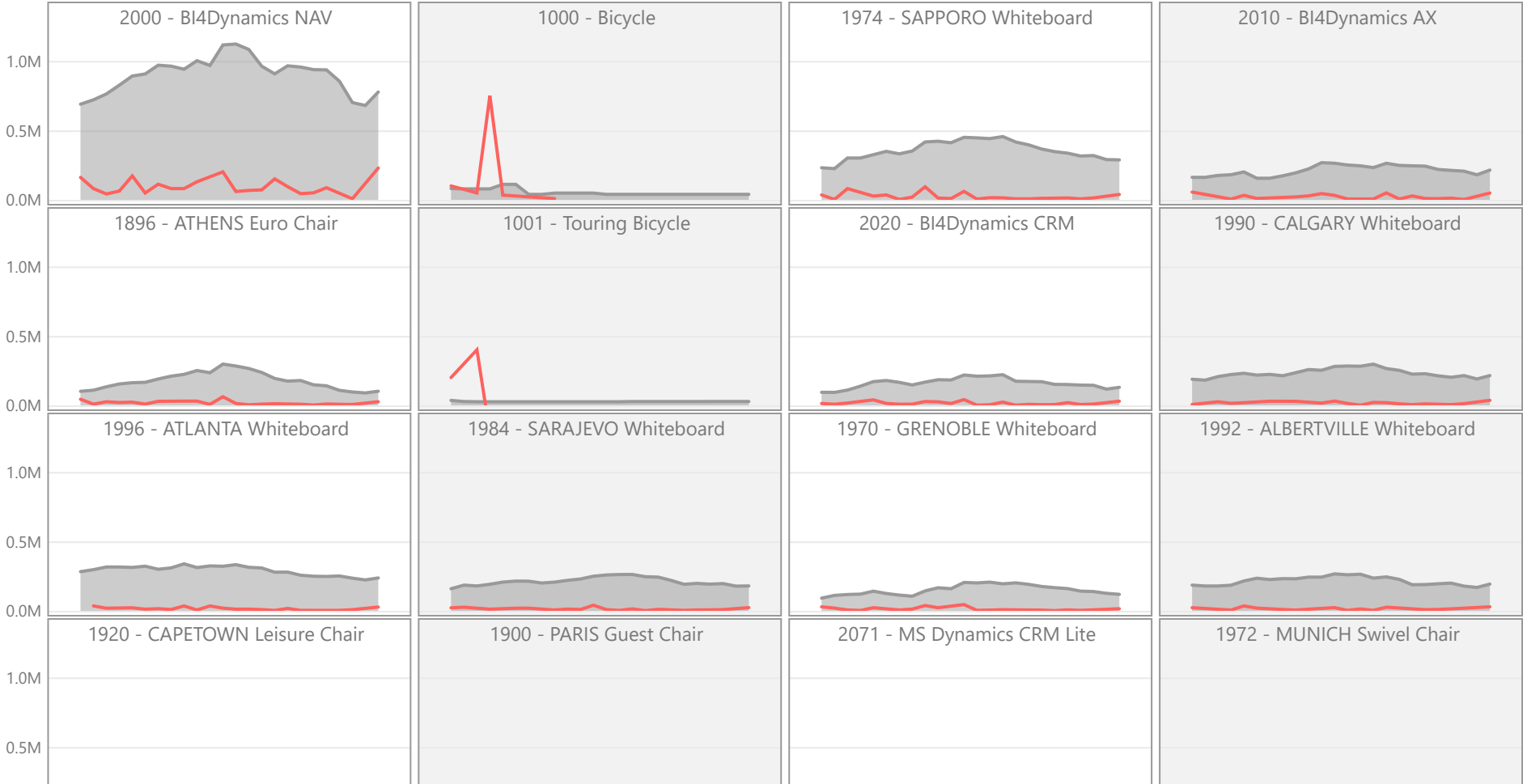
Item Description	Purchase Cost	Stock Value Trans
BI4Dynamics NAV	2,040,050	776,699
Bicycle	943,120	39,372
SAPPORO Whitebo...	527,249	287,659
BI4Dynamics AX	455,016	214,419
ATHENS Euro Chair	417,624	101,717
Touring Bicycle	400,000	27,849
BI4Dynamics CRM	357,379	129,676
CALGARY Whitebo...	330,871	214,257
ATLANTA Whitebo...	314,030	236,955
SARAJEVO Whitebo...	272,344	179,379
GRENOBLE Whiteb...	263,356	118,885
ALBERTVILLE Whit...	244,367	192,837
INNSBRUCK Stora...	130,091	49,758
CAPETOWN Leisur...	115,309	47,420
PARIS Guest Chair	115,091	79,915
MS Dynamics CRM...	104,186	33,152
MUNICH Swivel Ch...	96,688	35,349
ST.MORITZ Stora...	87,830	33,185
Pedestal	77,240	55,945
MS Dynamics NAV ...	76,979	32,299
Total	8,467,230	6,205,289

Item Category Description	Purchase Cost	Stock Value Trans
N/A	8,467,230	5,674,402
Assorted Tables		218,031
Miscellaneous		135,593
Office Chair		177,264
Total	8,467,230	6,205,289

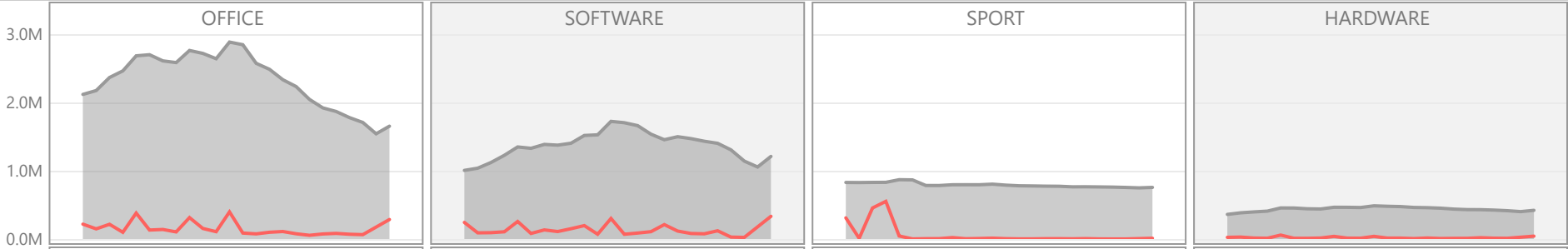
Item Vendor Name	Purchase Cost	Stock Value Trans
London Postmaster	4,399,388	2,392,491
CoolWood Technol...	2,168,729	1,891,734
AR Day Property M...	1,117,623	1,065,329
BI4DYNAMICS Ltd.	506,500	362,094
Grassblue Ltd.	118,561	97,160
Total	8,467,230	6,205,289

Purchase Cost and Stock Value by Item and Month

Month (2022 - Jan - 2023 - Dec) Purchase Cost Stock Value

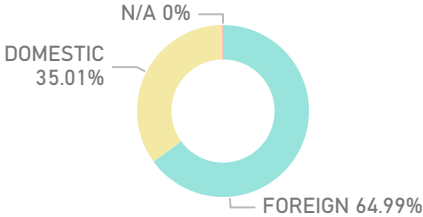


Purchase Cost and Stock Value by Item Category Group and Month



Item Purchase

- 2019
- 2020
- 2021
- 2022
- 2023
- 2024



Net Purchase

4.4M

Purchase Item

4.4M

Discount

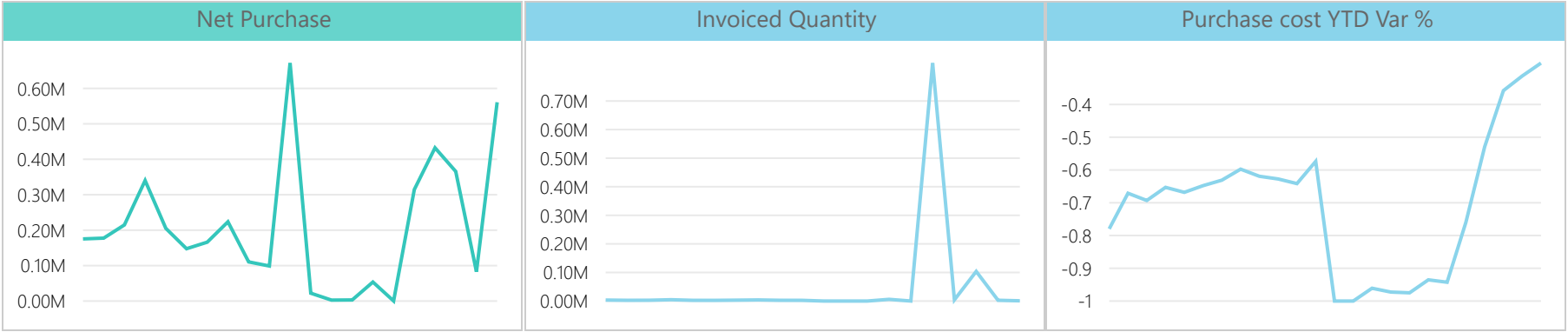
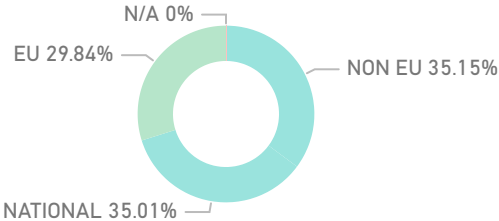
60.9K

Invoiced Quantity

981.5K

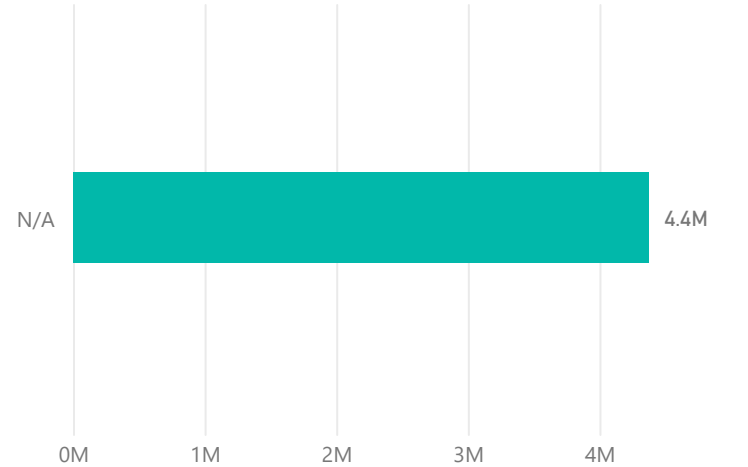
No of Documents

2,064

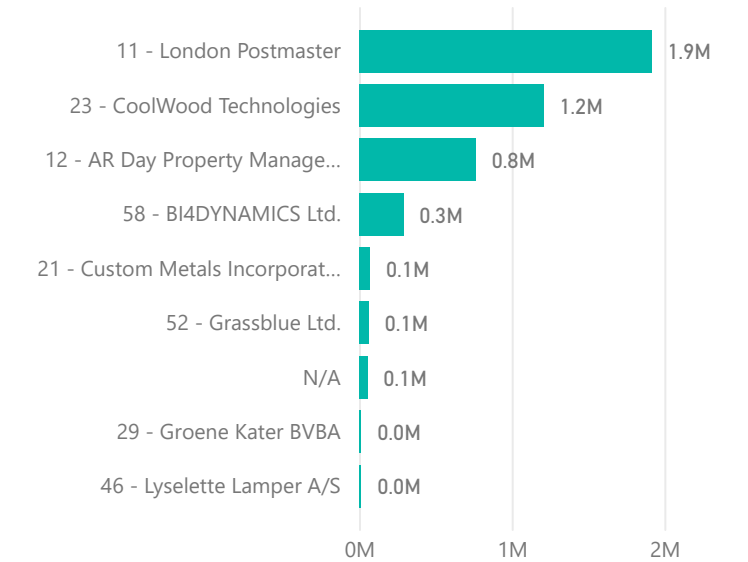


Item Description	Purch Cost	Purch Inv Qty	Aver Purch Price	Avg Sales Price	Last Purchase Price	Days Last Sale	Net Sales	Sales Inv Qty	Sales Cost	Stock Value	Stock Qty
BI4Dynamics NAV	875,089	334	2,620.0	4,715.4	538.4	7	3,725,136	790	2,076,493.7	18,492	10
Bicycle	429,260	305	1,407.4	1,221.6	1,900.0		238,220	195	305,331.7	388,541	245
ATHENS Euro Chair	365,720	809	452.1	638.0	425.0	11	837,738	1,313	412,543.3	250,121	514
SAPPORO Whiteboard	216,732	375	578.0	899.7	708.6	16	832,187	925	523,869.7	142,783	203
CALGARY Whiteboard	207,206	357	580.4	884.1	708.6	11	571,160	646	339,369.8	148,097	218
Touring Bicycle	198,231	444	446.5	3,515.7	1,800.0		2,235,970	636	61,318.1	162,834	110
BI4Dynamics AX	188,584	204	924.4	1,664.2	190.6	1	792,174	476	454,568.9	6,420	8
ALBERTVILLE Whiteboard	180,678	307	588.5	900.5	708.6	3	511,478	568	300,856.6	145,966	208
PARIS Guest Chair	174,900	1,178	148.5	123.3	200.0	3	200,456	1,626	136,998.0	154,820	913
ATLANTA Whiteboard	174,482	296	589.5	873.3	707.2	34	516,999	592	344,588.0	150,987	227
SARAJEVO Whiteboard	159,436	267	597.1	914.2	708.6	9	441,536	483	267,811.1	141,720	200
BI4Dynamics CRM	115,451	253	456.3	931.5	93.9		660,461	709	335,460.3	6,911	22
MS Dynamics GP	82,721	531	155.8	342.5	191.3	7	164,077	479	78,437.8	57,565	330
LONDON Swivel Chair	79,714	835	95.5	120.5	100.0	66	44,714	371	20,435.4	73,162	743
GRENOBLE Whiteboard	57,290	108	530.5	901.9	1,688.8	13	398,644	442	261,863.1	0	0
OSLO Storage Unit	53,692	705	76.2	150.4	78.6	1	122,877	817	50,877.6	25,491	219
INNSBRUCK Storage Unit	52,549	413	127.2	253.1	150.6	11	220,492	871	111,970.8	60,414	514
17" M780 Monitor T	45,369	8,119	5.6	10.4	5.6	8	11,109	1,068	5,678.1	44,068	7,868
MS Dynamics CRM Lite	41,477	306	135.5	252.9	100.0	5	203,100	803	125,504.0	0	0
CAPETOWN Leisure Chair	38,782	158	245.5	413.3	2,569.6	3	173,981	421	110,044.9	656	4
MUNICH Swivel Chair	37,870	492	77.0	121.0	96.1	3	136,179	1,125	83,000.2	11,220	123
MS Dynamics NAV Lite	26,264	405	89.8	144.2	2,408.5	8	200,536	1,453	150,504.1	1,080	18
Total	4,368,979	981,505	4.5	27.8	1.5		18,497,856	665,303	8,646,986.2	4,929,659	250,680

Net Purchase by Item Category Group



Net Purchase by Item Vendor



Last Transactions

Last

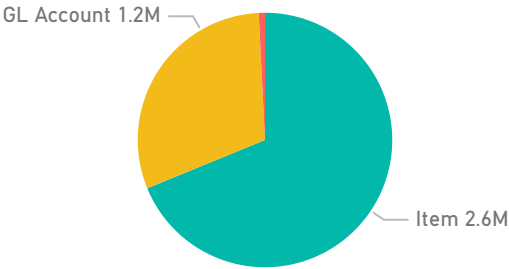
24

Months

10/1/2023 - 9/30/2025

Inventory Post Group Description	Purchase Cost	Days
Finish good	2,521,905	25
N/A	1,182,398	11
Resale items	86,449	25
Finished items		1,433
Raw materials		1,433
Total	3,790,752	11

Vendor Posting Group	Purchase Cost	Days
FOREIGN	2,281,490	11
DOMESTIC	1,509,262	25
N/A	0	432
BINNENLAND		1,486
BUITEN EU		1,472
EU		1,433
Total	3,790,752	11



Year	Purchase Cost	Days
2023	920,808	
2023 - Oct	151,417	4
2023 - Nov	51,145	10
2023 - Dec	718,246	
2024	2,869,944	11
2024 - Jan	65,942	11
2024 - Feb	57,239	9
2024 - Mar	77,686	1
2024 - Apr	53,677	10
2024 - May	84,575	11
2024 - Jun	197,943	10
2024 - Jul	56,721	11
2024 - Aug	371,570	
2024 - Sep	494,768	
2024 - Oct	515,841	
2024 - Nov	273,937	
2024 - Dec	620,046	11
Total	3,790,752	11

Item Description	Purchase Cost	Days
Bicycle	429,260	30
ATHENS Euro Chair	299,964	61
BI4Dynamics NAV	248,004	121
Touring Bicycle	198,231	30
PARIS Guest Chair	151,196	91
SAPPORO Whiteboard	123,587	121
CALGARY Whiteboard	119,127	121
ATLANTA Whiteboard	106,803	121
SARAJEVO Whiteboard	103,314	121
ALBERTVILLE Whiteboard	100,003	121
MS Dynamics GP	74,141	31
LONDON Swivel Chair	73,530	91
BI4Dynamics AX	55,657	121
17" M780 Monitor T	44,751	61
OSLO Storage Unit	44,323	61
BI4Dynamics CRM	41,157	121
Paper	30,000	122
Axle Back Wheel	27,390	61
INNSBRUCK Storage Unit	25,334	121
Side Panel	19,763	36
MS Dynamics CRM Lite	18,817	152
MUNICH Swivel Chair	18,101	121
SEOUL Guest Chair	16,153	121
GRENOBLE Whiteboard	15,199	366
Folder	14,000	121
MOSCOW Swivel Chair	13,235	121
SYDNEY Swivel Chair	11,960	121
Enterprise Computer	11,489	152
Back Wheel	10,769	152
MS Dynamics NAV Lite	10,756	366
Loudspeaker, Sezam	10,518	366
CAPETOWN Leisure Chair	10,278	366
Total	2,608,354	25

Vendor Name	Purchase Cost	Days
London Postmaster	726,297	25
Transporte Roas	633,588	225
Mibelhuset AS	435,000	91
Lewis Home Furniture	407,800	121
Paul Brettschneider KG	315,662	29
CoolWood Technologies	175,560	61
American Wood Exports	175,075	32
BI4DYNAMICS Ltd.	102,927	29
KKA Büromaschinen G...	86,631	152
Club Euroamis	58,132	24
Cronus Cardoxy Sales	56,521	11
JB-Spedition	53,815	12
Big 5 Video	51,799	25
Matter Transporte	51,339	24
Furniture Industries	36,800	122
Technische Betriebe Rot...	35,242	24
POIIORLES d.d.	35,181	24
Groene Kater BVBA	33,518	366
Mortimor Car Company	30,217	238
Mundersand Corporation	27,747	200
Belle et Belle	26,390	12
TON s.r.o.	24,768	12
Texpro Maroc	22,478	24
Mach & spol. v.o.s.	22,144	13
Tengah Butong Sdn Bhd	15,916	29
Huslagmir	15,065	29
PURE-LOOK	15,003	29
Boybridge Tool Mart	14,000	121
Viksjo Snickerifabrik AB	13,281	92
Beschläge Schacherhuber	11,786	442
Electronics Ltd.	11,454	265
Säsongverk Mittarill	8,122	426
Total	3,790,752	11

GL Account	Purchase Cost	Days
8630 - Legal and Accounting Services	315,662	29
8320 - Consultant Services	102,080	12
8530 - Repairs and Maintenance	91,376	12
8310 - Software	68,132	24
8510 - Gasoline and Motor Oil	64,465	29
8230 - Phone and Fax	63,280	24
6190 - Job Sales Adjmt., Retail	62,222	32
8410 - Advertising	56,521	11
6720 - Fees and Charges Rec. - Dom.	56,211	32
8420 - Entertainment and PR	51,799	29
8120 - Electricity and Heating	35,181	24
8520 - Registration Fees	35,145	24
8430 - Travel	32,970	24
8330 - Other Computer Expenses	22,144	13
6120 - Sales, Retail - EU	17,895	36
8130 - Repairs and Maintenance	16,783	12
8210 - Office Supplies	15,916	29
8450 - Delivery Expenses	15,354	12
8110 - Cleaning	15,003	29
8240 - Postage	9,526	25
8610 - Cash Discrepancies	4,305	92
8710 - Wages	428	183
8110 - Schoonmaak		1,490
8120 - Electra en Verwarming		1,485
8130 - Reparaties en Onderhoud		1,473
8210 - Kantoorartikelen		1,490
8230 - Telefoon en faxkosten		1,485
8240 - Portokosten		1,486
8310 - Software, IT		1,485
8320 - Consultancy Srv		1,473
8330 - Overige uitgaven		1,474
8410 - Adverteringskosten		1,472
Total	1,152,398	11

Location Code	Purchase Cost	Days
LOC 1	1,956,512	25
N/A	864,837	11
LOC 2	813,860	25
LOC 3	155,542	366
BLUE		1,436
GREEN		1,433
PI Δ ATS 1		1,486
Total	3,790,752	11

New Vendors and Items Purchases

2019202020212022

123456789101112

Net Purchase

10.3M

New Vendors

45

New Vend Purchases

8.4M

New Vend Purchases %

81.04 %

New Items

48

New Items Purch

366.8K

New Items Purch %

3.56 %

Year	Purchase Cost	New Vendors	New Vend Purch	New Vend Purch %	New Items	New Items Purch	New Items Purch %
2022	5,936,368	37	4,610,052	77.66 %	41	161,382	2.72 %
2022 - Jan	795,157	33	495,157	62.27 %	37	16,369	2.06 %
2022 - Feb	277,178	1	7,814	2.82 %	2	359	0.13 %
2022 - Mar	776,742				1	85	0.01 %
2022 - Apr	766,473						
2022 - May	738,147	1	80,813	10.95 %			
2022 - Jun	225,010						
2022 - Jul	287,943						
2022 - Aug	232,617						
2022 - Sep	523,781	1	9,240	1.76 %			
2022 - Oct	367,576						
2022 - Nov	196,671						
2022 - Dec	749,074	1	18,282	2.44 %	1	9	0.00 %
2023	2,530,861				2	7	0.00 %
Total	10,305,348	45	8,351,260	81.04 %	48	366,796	3.56 %

Item Category Description	New Vend Purch	New Items Purch	New Vendors	New Items
N/A	8,351,260	366,796	45	48
Total	8,351,260	366,796	45	48

General Bussines Posting Group	New Vend Purch	New Items Purch	New Vendors	New Items
NON EU	3,840,453	3,742,975	23	122
EU	2,883,617	2,883,617	12	129
NATIONAL	1,627,190	160,264	10	49
N/A		1		84
Total	8,351,260	366,796	45	48

New Items		
Item	New Items Purchases	New Items Purch
2031 - MS Dynamic...	76,979	1
4034 - 17" M780 M...	47,712	1
8006 - Paper	30,000	1
4038 - 24" Ultrascan	18,091	1
4024 - 512 MB PC8...	15,761	1
8007 - Folder	14,000	1
4030 - 18GB Ultra 1...	13,617	1
4018 - Computer III ...	12,954	1
4010 - Computer III ...	9,634	1
7060 - Mounting	8,970	1
4028 - 40GB ATA-66...	8,933	1
4015 - Computer III ...	8,400	1
4037 - 21" UltraSca...	8,163	1
4022 - 256 MB PC8...	7,442	1
4032 - 15" 1501 FP ...	6,909	1
4051 - 8x/4x/32x ID...	6,874	1
4023 - 384 MB PC8...	6,745	1
4026 - 20.4 GB ATA-...	5,928	1
4036 - 19" M009 M...	5,648	1
4050 - 20/48x IDE C...	5,602	1
4020 - 64 MB PC80...	5,171	1
4033 - 17" M780 M...	4,530	1
4062 - Hard disk Dri...	4,043	1
8008 - Paper Clip	3,727	1
4027 - 27GB ATA-66...	3,408	1
4021 - 128 MB PC8...	3,202	1
8009 - Puch Pin	2,662	1
4029 - 9GB Ultra 16...	2,641	1
4063 - Microsoft Int...	2,063	1
4054 - Drive250	1,997	1
4025 - 10.2 GB ATA-...	1,982	1
4042 - Ultra SCSI Co...	1,756	1
8010 - Envelope	1,597	1
4052 - Quietkey Key...	1,513	1
Total	366,796	48

New Vendors		
Country Name	New Vend Purch	New Vend
United Kingdom	1,627,190	10
Lewis Home Furniture	407,800	1
CoolWood Technolo...	331,796	1
Furniture Industries	259,143	1
WalkerHolland	199,302	1
Mortimor Car Comp...	190,529	1
Grassblue Ltd.	120,226	1
AR Day Property Ma...	79,492	1
Boybridge Tool Mart	14,000	1
BI4DYNAMICS Ltd.	13,447	1
Electronics Ltd.	11,454	1
Spain	1,220,687	2
Transporte Roas	1,085,222	1
Importaciones S.A.	135,465	1
Norway	697,854	2
Mřbelhuset AS	435,000	1
Stilmřbler as	262,854	1
Germany	571,062	4
JB-Spedition	301,592	1
Cronus Cardoxy Pro...	99,157	1
KKA Břromaschinen...	86,631	1
VAG - Jřrgensen	83,681	1
Sweden	462,978	3
Kinnareds Trřindust...	324,336	1
Svensk Mřbeltexil ...	129,666	1
Viksjo Snickerifabrik...	8,976	1
Switzerland	427,682	3
Kradolf Zimmerdeck...	306,189	1
Technische Betriebe ...	84,842	1
Matter Transporte	36,651	1
Canada	416,470	3
OakvilleWorld	260,573	1
Mundersand Corpor...	155,524	1
NewCaSup	373	1
Total	8,351,260	45

Delivery performance  
by Vendor & by Item

Last ▾

2

Years

📅 10/1/2023 - 9/30/2025

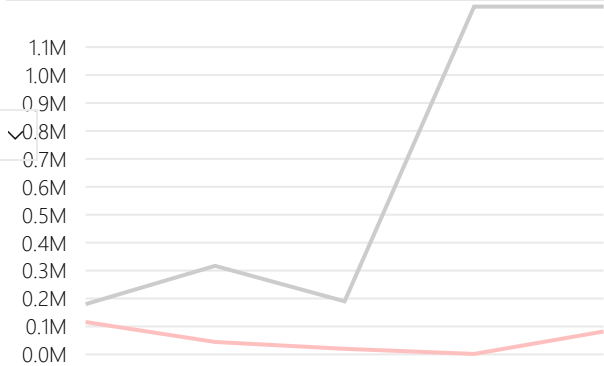
Purchase Amount

3.2M

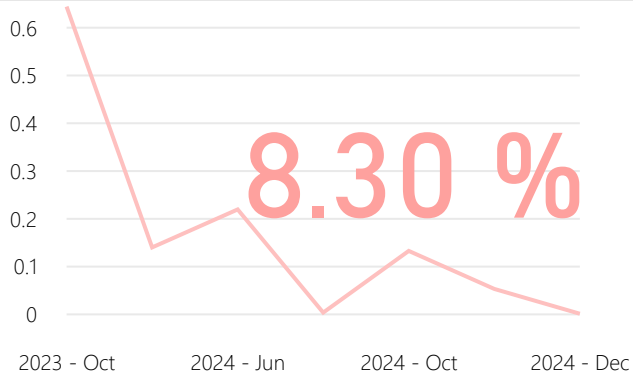
Amount Late

263.8K

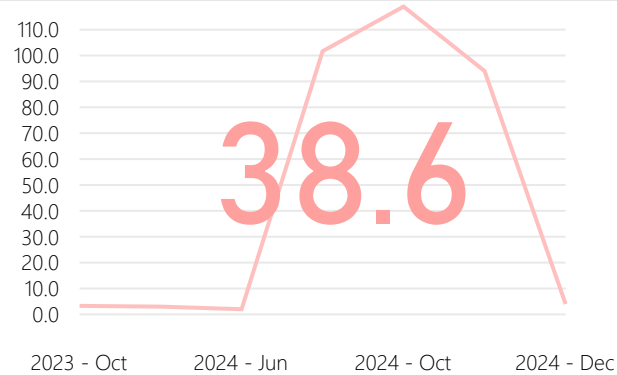
Purchase Amount



Amount Late %



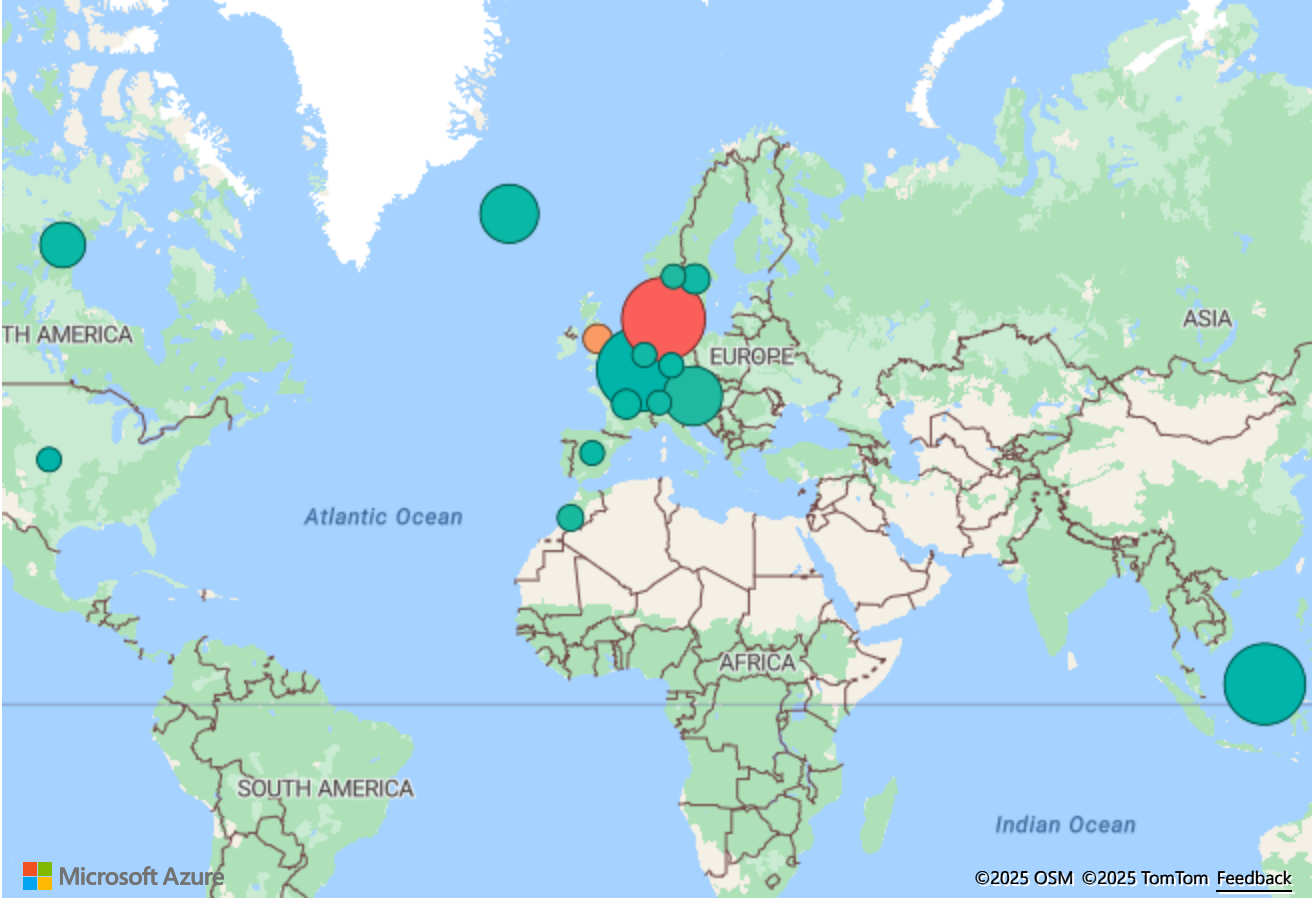
Days Late



Date

Year	Purchase Amount	Amount Late %	Days Late
2023	179,792	64.42 %	3
2023 - Oct	179,792	64.42 %	3
2024	2,997,051	4.94 %	66
2024 - Mar	316,913	14.02 %	3
2024 - Apr	52,487		
2024 - May	46,454		
2024 - Jun	91,057	21.96 %	2
2024 - Jul	91,878		
2024 - Aug	729,790		
2024 - Sep	423,386	0.37 %	102
2024 - Oct	552,461	13.28 %	119
2024 - Nov	146,589	5.33 %	94
2024 - Dec	546,037	0.14 %	4
Total	3,176,844	8.30 %	39

Country



Vendor

Vendor Name	Purchase Amount	Amount Late %	Days Late
London Postmaster	700,295	10.04 %	118
Mïrbelhuset AS	435,000		
Lewis Home Furniture	407,800		
KKA Büromaschinen Gmbh	375,927		
CoolWood Technologies	173,518	3.68 %	97
BI4DYNAMICS Ltd.	108,915	24.69 %	3
American Wood Exports	104,950		
WoodMart Supply Co.	94,157		
Custom Metals Incorporated	74,135	0.41 %	1
Mundersand Corporation	71,851	47.13 %	2
JB-Spedition	69,110		
AR Day Property Managem...	60,016	12.55 %	1
Transporte Roas	54,382	0.65 %	3
NewCaSup	46,177	1.61 %	4
Furniture Industries	42,364	29.18 %	2
Belle et Belle	39,408	17.00 %	2
Club Euroamis	34,764		
Koekamp Leerindustrie	32,541	1.62 %	4
Beschläge Schacherhuber	31,122	68.85 %	6
Beekhuysen BV	29,178		
Electronics Ltd.	22,909	76.52 %	3
Technische Betriebe Rotkre...	22,189	0.16 %	4
Sägewerk Mittersill	16,587	38.67 %	4
OakvilleWorld	16,008	81.25 %	5
Boybridge Tool Mart	14,000		
Groene Kater BVBA	12,158	100.00 %	1
Schäfer & Co.	11,127	7.16 %	6
Total	3,176,844	8.30 %	39



Delivery performance  
by Document

201920202021202220232024

123456789101112

Purchase Amount

9.3M

Amount Late

3.1M

Amount Late %

33.21 %

Days Late

9.5

Lines Late %

41.67 %

Qty Late %

10.90 %

Vendor

Vendor Name	Purchase Amount	Amount Late %	Days Late
London Postmaster	919,092	17.43 %	107
Paul Brettschneider KG	494,823	46.90 %	3
Mïrbelhuset AS	435,000		
Lewis Home Furniture	407,800		
KKA Büromaschinen GmbH	375,927		
CoolWood Technologies	364,190	6.99 %	28
Transporte Roas	351,734	69.65 %	7
Belle et Belle	296,399	46.26 %	2
BI4DYNAMICS Ltd.	291,009	25.61 %	3
JB-Spedition	233,347	27.53 %	4
OakvilleWorld	223,526	66.84 %	5
Mundersand Corporation	221,299	59.83 %	2
Club Euroamis	210,223	29.01 %	3
Total	9,322,998	33.21 %	9

Document

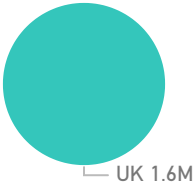
Document No	Item	Posting Date	Days Late	Purchase Amount	Amount Late %	Lines	Late Line %	Purch. Qty	Qty Late %
PR090790	1000 - Bicycle	12/1/2024		361,000		1		200	
PR090782	1000 - Bicycle	8/1/2024		255,000		33		85	
PR081184	N/A	12/31/2023	7	236,657	100.00 %	1	100.0...	1	100.00 %
PR090790	1001 - Touring Bicycle	12/1/2024		180,000		1		100	
PR090791	1896 - ATHENS Euro Chair	10/1/2024		125,000		1		250	
PR090813	N/A	3/2/2024		110,473		2		5,805	
PR090819	N/A	11/29/2024		103,779		2		2,430	
PR090792	1896 - ATHENS Euro Chair	8/1/2024		100,000		1		200	
PR090817	N/A	4/7/2024		98,664		2		6,345	
PR080415	2000 - BI4Dynamics NAV	4/11/2023	5	80,937	100.00 %	2	100.0...	23	100.00 %
PR090791	1900 - PARIS Guest Chair	10/1/2024		80,000		1		400	
PR080214	2000 - BI4Dynamics NAV	2/28/2023	3	77,418	100.00 %	3	100.0...	22	100.00 %
PR090821	N/A	6/16/2024		76,865		2		1,000	
PR090793	1974 - SAPPORO Whiteboard	9/1/2024		70,860		1		100	
PR090793	1984 - SARAJEVO Whiteboard	9/1/2024		70,860		1		100	
PR090793	1990 - CALGARY Whiteboard	9/1/2024		70,860		1		100	
PR090793	1992 - ALBERTVILLE Whiteboard	9/1/2024		70,860		1		100	
PR090793	1996 - ATLANTA Whiteboard	9/1/2024		70,720		1		100	
PR090792	1900 - PARIS Guest Chair	8/1/2024		60,000		1		300	
PR090819	2031 - MS Dynamics NAV Lite	11/29/2024		58,503		1		576	
PR090817	4041 - Graphic Card	4/7/2024		52,487		1		18,514	
PR090806	1450 - Mudguard back	3/10/2024		50,597		1		15,000	
PR080086	2000 - BI4Dynamics NAV	1/20/2023	1	49,266	100.00 %	1	100.0...	14	100.00 %
PR080293	2000 - BI4Dynamics NAV	3/12/2023		49,266		1		14	
PR080306	2000 - BI4Dynamics NAV	3/17/2023	4	49,266	100.00 %	1	100.0...	14	100.00 %
PR080416	2000 - BI4Dynamics NAV	4/11/2023	5	49,266	100.00 %	1	100.0...	14	100.00 %
PR080430	2000 - BI4Dynamics NAV	4/17/2023		49,266		1		14	
PR080478	2000 - BI4Dynamics NAV	4/23/2023	3	49,266	100.00 %	1	100.0...	14	100.00 %
PR080586	2000 - BI4Dynamics NAV	5/24/2023		49,266		1		14	
PR080601	2000 - BI4Dynamics NAV	5/29/2023	1	49,266	100.00 %	1	100.0...	14	100.00 %
PR080632	2000 - BI4Dynamics NAV	6/4/2023		49,266		1		14	
PR080884	2000 - BI4Dynamics NAV	8/10/2023	3	49,266	100.00 %	1	100.0...	14	100.00 %
Total			9	9,322,998	33.21 %	5,531	41.6...	1,572,116	10.90 %

Date

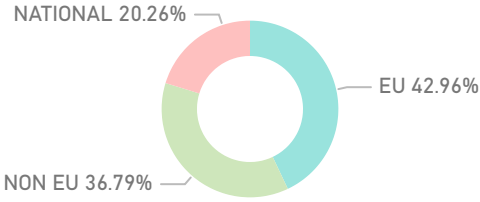
Year	Purchase Amount	Amount Late %	Days Late
2023	4,575,312	52.01 %	4
2023 - Jan	394,911	59.98 %	3
2023 - Feb	397,170	60.54 %	3
2023 - Mar	467,883	51.23 %	3
2023 - Apr	695,590	42.18 %	4
2023 - May	450,311	52.93 %	3
2023 - Jun	344,522	41.04 %	4
2023 - Jul	375,797	38.13 %	4
2023 - Aug	484,577	55.34 %	4
2023 - Sep	277,417	52.43 %	4
2023 - Oct	257,941	55.47 %	3
2023 - Nov	76,707	35.14 %	4
2023 - Dec	352,486	74.46 %	7
2024	4,747,686	15.09 %	28
2024 - Jan	62,882	24.74 %	2
Total	9,322,998	33.21 %	9

GL Purchase

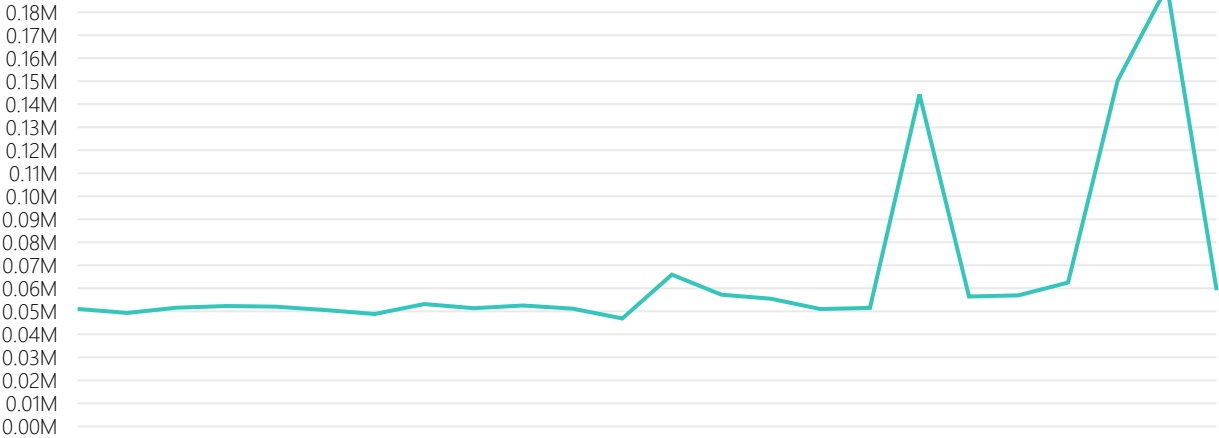
2019	2020	2021
2022	2023	2024



Net Purchase	Discount	Invoiced Quantity
1.6M	44.0K	(Blank)
Purchase Item	Purchase GL	No of Documents
(Blank)	1.6M	2,010



Net Purchase

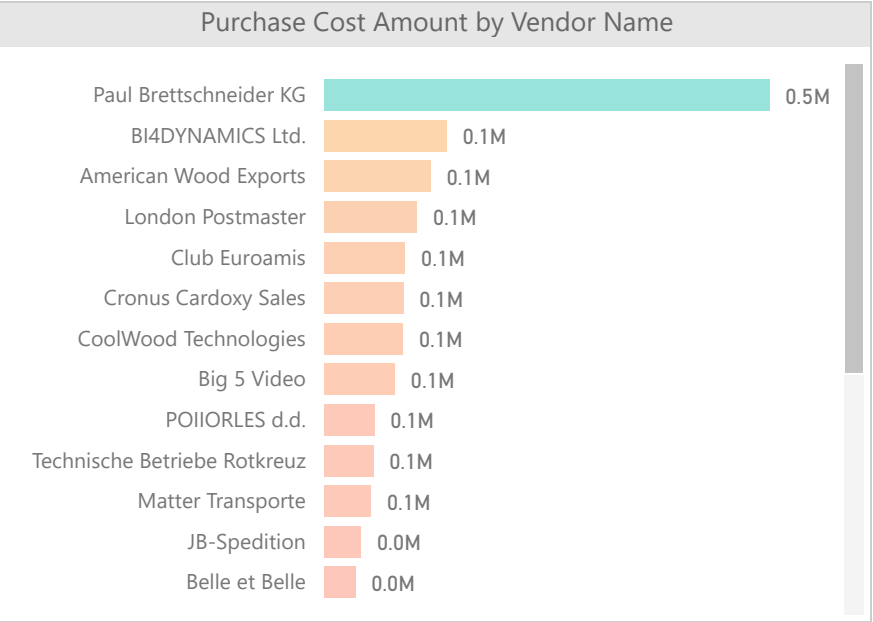
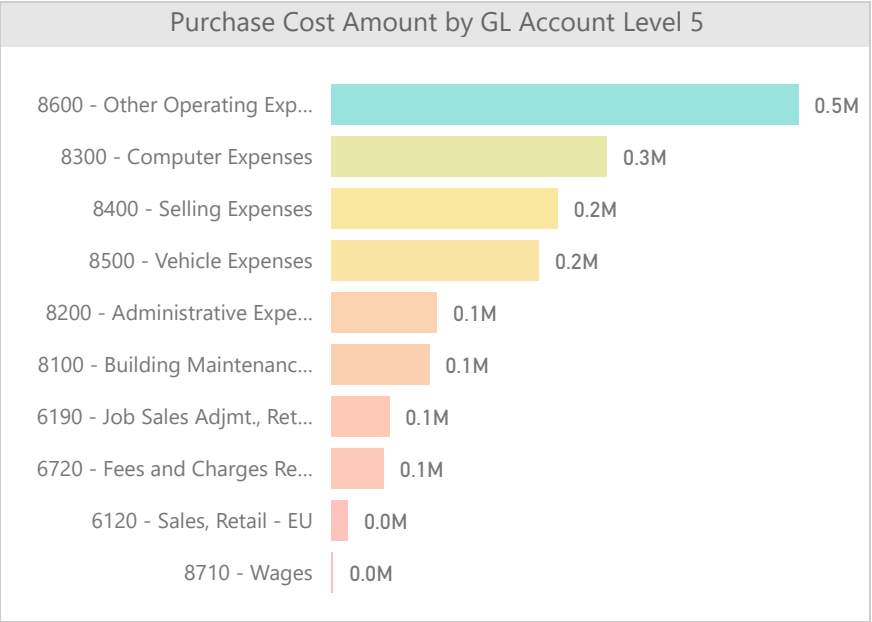
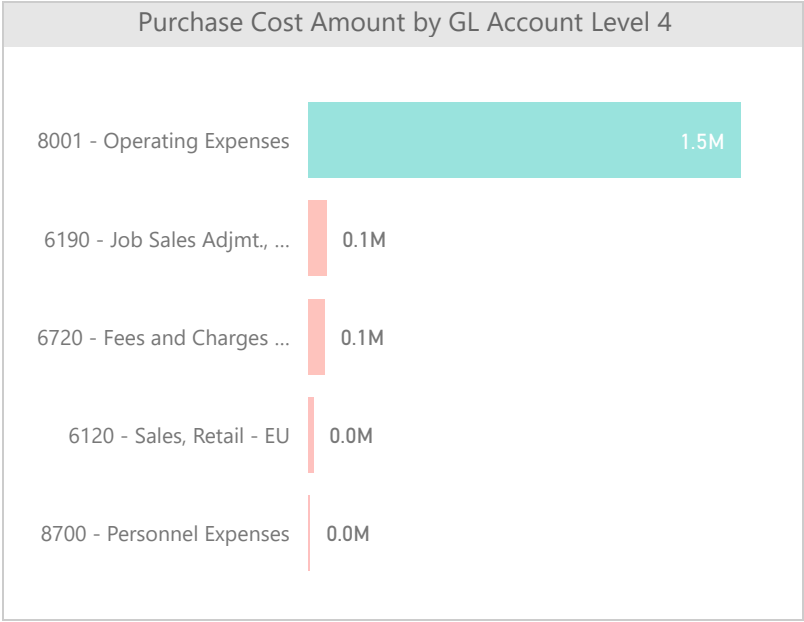


GL Account

8630 - Legal and Accounting Services
8320 - Consultant Services
8310 - Software
8530 - Repairs and Maintenance
8410 - Advertising
8420 - Entertainment and PR
8230 - Phone and Fax
8510 - Gasoline and Motor Oil
6190 - Job Sales Adjmt., Retail
6720 - Fees and Charges Rec. - Dom.
8120 - Electricity and Heating
8520 - Registration Fees
8430 - Travel
8330 - Other Computer Expenses

Purchase Cost	Purchase Cost YTD Var	Purchase Cost YTD Var %
---------------	-----------------------	-------------------------

494,822.81	23,447.08	9.95 %
160,548.00	3,130.00	3.98 %
100,023.00	15,143.00	35.68 %
94,352.00	86,712.00	2,269.95 %
88,077.00	4,323.00	10.32 %
78,556.00	6,282.00	17.38 %
75,230.00	43,940.00	280.86 %
73,112.93	50,822.93	456.02 %
62,222.34	62,222.34	
56,210.52	56,210.52	
55,729.00	2,845.00	10.76 %
54,515.00	2,805.00	10.85 %
52,005.00	1,097.00	4.31 %
34,238.00	1,648.00	10.11 %
1,612,588.21	391,064.48	64.03 %



Item Attributes

Item Type		Purchase Cost		Gen Prod Posting Group		Purchase Cost		Purchase Cost		Purchase Cost	
N/A		21,749,067		RETAIL		12,824,196		21,859,254		21,859,254	
Inventory		110,187		N/A		4,596,368					
Total		21,859,254		RETAILHAND		4,054,303					
				RAW MAT		258,553					
				RAW MAT - Raw Materials		96,800					
				GRONDSTOFF		15,648					
				MANUFACT - Capacities		15,600					
				RETAIL - Retail		-2,213					
				Total		21,859,254					

General Bussines Posting Group		Purchase Cost	
NATIONAL	7,009,205		
NON EU	6,725,222		
EU	4,368,697		
BINNENLAND	1,511,348		
BUITEN EU	1,305,108		
N/A	672,172		
DOMESTIC - Domestic customers and v...	176,724		
EXPORT - Other customers and vendor...	77,793		
EU - Customers and vendors in EU	12,986		
Total	21,859,254		

Country Name		Purchase Cost	
United Kingdom	8,520,553		
Austria	1,790,336		
Spain	1,306,970		
Norway	1,164,969		
France	1,008,595		
Germany	891,109		
Switzerland	873,962		
N/A	672,172		
Canada	638,306		
Slovenia	612,261		
Sweden	597,631		
Morocco	583,343		
USA	492,620		
Belgium	444,386		
Denmark	430,082		
Czech Republic	410,424		
South Africa	399,621		
Total	21,859,254		

Payment Terms		Purchase Cost	
CM - Current Month	20,713,498		
N/A	672,172		
COD - Cash on delivery	462,961		
1M(8D) - 1 Month/2% 8 days	10,623		
Total	21,859,254		

Responsibility Center		Purchase Cost	
N/A	15,507,386		
LONDON - CRONUS, London ...	6,057,170		
BIRMINGHAM - CRONUS, Bir...	294,699		
Total	21,859,254		

Vendor Posting Group		Purchase Cost	
FOREIGN	9,265,360		
DOMESTIC	7,185,928		
BUITEN EU	3,211,460		
BINNENLAND	1,511,348		
N/A	672,172		
EU	12,986		
Total	21,859,254		

City		Purchase Cost	
London	5,957,116		
Murau	1,324,361		
Palma Mallorca	1,126,047		
Ski	870,000		
Gainsborough	815,600		
N/A	672,172		
Stratford	617,484		
Portsmouth	473,119		
CASSEL	439,295		
München	434,295		
Watford	425,204		
Immensee	415,039		
Kinnared	387,156		
Oakville	383,515		
New York	333,682		
MOHAMMEDIA	326,794		
LA LONDE LES MAURES	317,000		
Total	21,859,254		

Currency		Purchase Cost	
N/A	9,381,364		
USD - US dollar	4,491,912		
GBP	1,305,108		
NOK - Norwegian krone	1,164,969		
CHF - Swiss franc	873,962		
CAD - Canadian dollar	638,306		
SIT - Slovenian tolar	611,141		
SEK - Swedish krona	597,631		
MAD - Moroccan dirham	583,343		
DKK - Danish krone	430,082		
CZK - Czech koruna	410,424		
ZAR - South African rand	399,621		
MYR - Malaysian ringgit	380,168		
EUR - EUR	357,489		
ISK - Icelandic krona	221,324		
EUR - Euro	12,410		
Total	21,859,254		

Purchaser		Purchase Cost	
RL - Richard Lum	21,187,083		
N/A	672,172		
Total	21,859,254		